

Hot New Classes

- Knapp's Corner**
 Intro to Sewing
 Machine Appliqué Workshop
 Easy Serger Pieced Quilt
 Photos to Fabric Simplified
 T-Shirt Quilt
 Primitive Folk Art Quilt
 Designer Purse
 Embroidery Software School
 Roman Shade
 Windows XP the Easy Way
 Bali Bag
 Shadow Work Pillow
- Wyoming**
 So Many Squares Quilt
 Polymer Clay Finishes
 Embellisher Purse
 Ready, Set, Serge Neck Purse
 Primitive Folk Art Quilt
 Machine Embroidered
 Pocketbook
 Pop Top Jacket
 Roman Shade

Both Stores
Scrap Therapy and **EmbroidaBlock** continue to be at the top of the popularity list. We are continually opening up dates to accommodate everyone so keep an eye on our website and pick up a monthly in-store flyer at the beginning of each month.

- Free Events at Knapp's Corner**
 Embroidery Club
 Meet the Teachers Open House
 Open Embroidery
 Start of Summer Demo Day
 Serging Secrets Part I
 Christmas in July Demo Day
 Serging Secrets Part II
- Free Events at Wyoming**
 Serging Secrets Part I
 Serging Secrets Part II
 Christmas in July Demo Day
 End of Summer Demo Day

Come see what's new this summer at Lakeshore Sewing!



Babylock Jewel quilting machine-it's truly a Gem!



Babylock Espire—A Quilter's Dream!



Bernina 820-The only luxury high performance sewing system in the world!

Cases and trolleys for every need from Bluefig.



Trolleys available up to size XL-to fit the new extra large embroidery machines.



Made tough and made in the USA!



See page 10 for details.



Sewing Machine Cabinet and Table Sale - May 4-10. Excellent values on West Michigan's largest selection of sewing furniture from Horn/Regal, Koala, Arrow and more! Sewing tables, craft tables and cabinets starting at \$99.

Great Deals on Used Machines!
 Not only do we offer an unbeatable selection of brand-new machines for sewing, quilting, embroidering, needle-felting and serging, but we also have terrific pricing on new-to-you machines. Stop in at either of our store locations to check out these very affordable options.

Blue classes are at Knapp's Corner

Red Classes are at Wyoming

Mon	Tue	Wed	May	Thu	Fri	Sat
<p>Tip: May is a good month to start making graduation and wedding gifts. If you have an embroidery machine you can give those gifts your special personal touch. Mother's Day is May 10 so why not ask the family for a gift or gift card from Lakeshore Sewing!</p>					1	2 Intro to Sewing 2 Machine Appliqué Machine Quilting 2
4	5	6 Learn to Quilt		7 Serger Quilt Intro to Sewing 1	8 Scrap Therapy Cutting Workshop	9 Intro to Sewing 2 Surface Design
11 Fiber Artists Group	12 Stabilizer Know How	13 Learn to Quilt Scrap Therapy		14 Embroidery Club Anita Goodesign Trunk Show	15 Scrap Therapy Anita Goodesign Trunk Show	16 Intro to Sewing 2 Machine Appliqué Serging Secrets Part I
18 Photos to Fabric Simplified	19 T-Shirt Quilt Scrap Therapy Cutting Workshop	20 Learn to Quilt		21 Meet the Teachers Open House Intro to Sewing 1	22	23 Folk Art Quilt
25 Happy Memorial Day!	26 T-Shirt Quilt	27 Learn to Quilt So Many Squares		28 Serger Quilt	29 Fabric Postcards Harmonic Convergence	30 Scrap Therapy Scrap Therapy Cutting Workshop

Mon	Tue	Wed	June	Thu	Fri	Sat
1	2 Learn to Quilt	3 Designer Purse So Many Squares		4 Marbling Fabric	5 Paintstiks on Fabric	6
8 Fiber Artists Group	9 Intro to Sewing Learn to Quilt	10 Scrap Therapy Cutting Workshop Polymer Clay Finishes So Many Squares		11 Open Embroidery Serging Secrets Part II	12 Scrap Therapy Cutting Workshop Surface Design	13 Machine Quilting 1 Stabilizer Know How
15 Anytime Tote	16 Intro to Sewing Learn to Quilt	17 Designer's Gallery Software School Masterworks Software School Designer Purse So Many Squares		18 Long Weekend Bag Yellow Brick Rd	19 Scrap Therapy	20 Roman Shade Embellisher Purse
22 Anytime Tote	23 Intro to Sewing Learn to Quilt Scrap Therapy	24 Start of Summer Sampler Demo Day Ready/Set/Serge Neck Purse		25 Long Weekend Bag Yellow Brick Rd Binding Basics	26	27 Primitive Folk Art Quilt
29	30	<p>Tip: Now that summer activities are going full swing, how about making a nice picnic set: a table cloth, placemats, casserole carrier, and picnic basket liner would be great to take to your family reunion or just for a day in the park. Father's Day is also in June. Dad might enjoy a manly quilt, bowling towels, or golf club covers!</p>				

Embroidery

Downloading/Converting & Organizing Designs	p.7
EmbroidaBlock	p.4
Embroidery Club	p.4
Open Embroidery	p.5

Fiber Arts & Surface Design

Intro to Fabric Postcards & ATC's	p.5
Intro to Surface Design	p.4
Marbling Fabric with Fabric Paint	p.5
Paintstiks on Fabric	p.7
Photos to Fabric Simplified	p.5
Wild Woman or Original Art Pin	p.6

General Sewing

Adult Intro to Sewing	p.5
Intro to Sewing 2	p.4

Home Dec

Roman Shade	p.6
Shadow Work Pillow	p.7

Quilting

Beginning Landscape Quilting	p.7
Learn to Quilt	p.4
Machine Appliqué Workshop	p.4
Machine Quilting-Part One	p.5
Machine Quilting-Part Two	p.7
Photo to Fabric Landscape	p.7
Primitive Folk Art Quilt	p.5
Scrap Therapy	p.4
T-Shirt Quilt Top	p.5
Yellow Brick Road Quilt	p.6

Serging

Easy Serger Pieced Quilt	p.4
Serging Secrets-Part I	p.7
Serging Secrets-Part II	p.8
Shadow Work Pillow	p.7

Software

Downloading/Converting & Organizing Designs	p.7
Embroidery Software School	p.6
Windows XP the Easy Way	p.6

Special Events

Christmas In July Demo Day	p.7
Meet the Teachers Open House	p.10
Serging Secrets-Part I	p.7
Serging Secrets-Part II	p.8
Start of Summer Sampler Demo Day	p.6

Wearables & Accessories

Anytime Tote	p.6
Bali Bag	p.7
Designer Purse	p.5
Frayed Jacket	p.7
Long Weekend Bag	p.6

Don't see a class you're looking for? Go to our website and fill out our new class request form!

Embroidery

EmbroidaBlock	p.14
Machine Embroidered Pocketbook	p.13
Stabilizer Know How	p.12

Fiber Arts & Surface Design

Intro to Fabric Postcards & ATC's	p.13
Intro to Needle Felting by Machine	p.13
Intro to Surface Design	p.12
Paintstiks on Fabric	p.12
Polymer Clay Finishes	p.12
Wild Woman or Original Art Pin	p.14

General Sewing

Intro to Sewing-Part 1	p.11
------------------------	------

Home Dec

Roman Shade	p.13
-------------	------

Quilting

Binding Basics	p.12
Harmonic Convergence	p.11
Learn to Quilt	p.12
Machine Quilting-Part Two	p.11
Piped Binding	p.13
Primitive Folk Art Quilt	p.13
Scrap Therapy	p.11
So Many Squares Quilt	p.11

Serging

Pop Top Jacket	p.13
Ready, Set, Serge Neck Purse	p.12
Serging Secrets-Part I	p.11
Serging Secrets-Part II	p.12

Special Events

Anita Goodesign Trunk Show	Back Cover
Christmas in July Demo Day	p.13
End of Summer Sampler Demo Day	p.14
Serging Secrets-Part I	p.11
Serging Secrets-Part II	p.12
Stabilizer Know How	p.12

Wearables & Accessories

Embellisher Purse	p.12
Machine Embroidered Pocketbook	p.13
Pop Top Jacket	p.13
Noelle's Jacket	p.13
Ready, Set, Serge Neck Purse	p.12

Software Support is Just a Click Away!

Do you need help with your embroidery, clothing pattern, or quilting software? Of course you can always call, but we also have email support at: support@lakeshoresewing.com

We support the software brands that we sell: Babylock (the Designer's Gallery "Works" programs including MasterWorks, Palette), Bernina Plus programs and MyLabel, Husqvarna Viking, 3D or 4D programs, and Electric Quilt 5 and 6 are included. You will find a link for help on our website too.

EmbroidaBlock with Michelle Sheler
The unique look of EmbroidaBlock combines piecing with embroidery to produce a look of elegance and add interest to your quilts. The Block of the Month program is designed to give both the novice and master quilter a method of quilting that uses little or no math, requires minimal cutting, is innovative, and fun. Please call the store or check our website or monthly in-store flyer for open sessions or new class dates and times.



make the center panel, the borders can be added in little time. Finishing and binding the quilt are also easily accomplished. Choose colors and fabric types to work with any décor. **Skill Level: Beginner, Sessions: 2, Class Fee: \$30, Thursdays, May 7 and 28; 6:00-9:00 p.m.**

Introduction to Sewing (Part Two of Four)

with Connie J. Korsky

Build pattern construction skills for hats, collars, set-in sleeves, interfacings, buttons and buttonholes, French seams or flat felled seams, easing, gathering, or easy zippers. Student choices determine the direction of the class. An ongoing class goal is to work with fitting a pattern to the individual person. The tops from the Kwik-Sew patterns #2807, #3553, or #2811 may be used for this class so you do not need to purchase an additional pattern. **Skill Level: Advanced Beginner, Class Fee: \$50, Sessions: 3, Saturdays, May 2; 1:00-4:00 p.m., May 9; 10:00 a.m.-12:30 p.m., and May 16; 1:00-4:00 p.m.**

New Class!

Machine Appliqué Workshop II

with Connie J. Korsky

Expand your knowledge of machine appliqué! This techniques class will include comprehensive information on stabilizers, fusible web, and threads. Your project will be to apply your creative talents to a small wall hanging of your choice from the book Art Nouveau Quilts. Required book: Art Nouveau Quilts, by Bea Oglesby. **Skill Level: Advanced Beginner, Class Fee: \$35, Sessions: 2, Saturdays, May 2 and 16; 10:00 a.m.-12:30 p.m.**

New Class!



Scrap Therapy

Scrap Therapy™

with Michele Lyons-Russell

Do you have scraps of all shapes and sizes tucked away in your sewing room just waiting for the perfect projects? Scrap Therapy is a two-part program and proven system to organize and use all of your fabric scraps. The cutting workshop gets you organized. Scraps are cut into the appropriate sizes and placed in see-through bins. The quilt project workshops use those cut and organized pieces of fabric in fresh new projects. Watch your scrap piles shrink as your finished projects grow. **Skill Level: Advanced Beginner Cutting Workshops-Friday, May 8; 10:00 a.m.-12 p.m., Wednesday, June 10; 6:00-8:00 p.m., Friday, June 12; 10 a.m.-12 p.m., Thursday, July 9; 2:00-4 p.m., August 12; 2:00-4:00 p.m. Class Fee: \$15 What's Up Dot?-Saturday, May 30; 9:30 a.m.-12:30 p.m. Class Fee: \$20**

Runaway Threads-Friday, May 15; 9:30 a.m.-12:30 p.m. Class Fee: \$20


Project (TBA) Workshop-Friday, June 19; 9:30 a.m.-12:30 p.m.

Extra dates for Project (TBA) Workshops-Friday, July 17; 9:30 a.m.-12:30 p.m., Tuesday, July 14, 6:00-9:00 p.m.

Introduction to Surface Design

with Phyllis Duffy

Dig out your novelty fabric, some neat little buttons and what-nots, pretty pins and some yarn you've been stashing; and bring them along for an afternoon of fun. Learn the tips and tricks of surface design and embellishing while creating your own art piece, journal cover or special project. There will be no formal rules, just an afternoon of play and experimenting. Decorative stitches will give you more artistic options, and the ability to lower your feed dogs for free motion sewing is important. **Skill Level: Beginner/Intermediate, Sessions: 1, Class Fee: \$30, Saturday, May 9, 2:00-5:00 p.m.**



Learn to Quilt

with Michele Lyons-Russell

This is a fun beginning class that focuses on skill building as you create a classic nine-patch quilt. **Skill Level: Beginner, Sessions: 4, Class Fee: \$50, Wednesdays, May 6, 13, 20 and 27; 6:00-9:00 p.m. or Wednesdays, July 1, 8, 15, and 22; 6:00-9:00 p.m.**



Easy Serger-Pieced Quilt

with Margaret Sharp

Basic serger techniques make this versatile quilt very easy to piece and construct. Each block is pieced from fabric strips, then the blocks are alternately placed either horizontally or vertically, creating interest and movement in the design. Once the blocks are stitched together to

New Class!



Embroidery Club-Free Class!

Free!

Explore the latest and greatest tips and tricks for machine embroidery and sewing. Learn techniques to make your machine embroidery pop. Stop in the store, watch our website, or check the May flyer for more information. **Thursday, May 14; 9:30 a.m.-12:30 p.m.**

T-Shirt Quilt Top with Laura Witt

Get those t-shirts you've been saving out of the closet and turn them into a keepsake quilt. Great for graduation gifts! Bring your UN CUT t-shirts and learn how to plan, size, and construct a one of kind quilt top. You may have lots of homework so plan to dedicate some time to this fun project. The time is well worth the finished quilt! **Skill Level: Advanced Beginner, Sessions: 2, Class Fee: \$30, Tuesdays, May 19 and 26; 6:00-9:00 p.m.**

**Photos to Fabric Simplified** New Class!

with Kaylynn Bosch

This class is just so much fun you may take it more than once. Kaylynn will show you how to take any photo and clean it up using a photo editor. Nothing too complicated but just enough to make it look good for your fabric projects. Then, going to the printer, she will show you how to play with the settings to get the best use of ink and color. Learn about different fabrics, different inks, making your own printer fabric, and scanning family heirlooms and other 3D objects. We will also take a photo through Kaleidoscope Kreator for more fun fabric effects. Follow step-by-step with Kaylynn's booklet when you get home. The included CD includes instructions for several popular photo editors and printers. This class will save you time and money by reducing your testing time. It can't be any easier to become a photos to fabric expert! Booklet, CD, and fabric samples provided for each student. **Class Fee: \$10 plus \$2 for book and CD Friday, May 18; 10:00 a.m.-2:00 p.m.**


**Primitive Folk Art Quilt** New Class!

with Phyllis Duffy using her own pattern, learn about the simplicity of folk art quilts and have fun creating your own. Raw edge appliqué makes it fun and easy. There will be a small amount of homework to do before the class, so please see the supply list. **Skill Level: Beginner and up, Sessions: 1, Class Fee: \$30, Saturday, May 23; 2:00-5:00 p.m.**

**Introduction to Fabric Postcards and ATC's**

with Phyllis Duffy

Create these fun and easy artist trading cards (A.T.C.'s) in a 4"x6" size to send by mail, or a smaller size to exchange or give as personalized gifts with friends and family. Leave with one or more cards completed. You'll need a sewing machine with at least a zigzag capability. Suggested book: Positively Postcards, by Bonnie Sabel. **Skill Level: Beginner/Intermediate, Sessions: 1, Class Fee: \$25, Friday, May 29; 2:00-5:00 p.m.**

**Designer Purse** with Colleen Waclawski

Make a great quilted bag just like those popular bags you see all over. Inside there are handy pockets all around, and the outside front has a perfect cell phone pocket. The closure is a loop over a decorative button. Either bring pre-quilted fabric or quilt your own before class. **Skill level: Advanced Beginner and up, Sessions: 2, Class Fee: \$35, Wednesdays, June 3 and 17; 6:00-8:30 p.m.**

**Marbling Fabric with Fabric Paint**

with Marilyn Greenlee

Learn to create one-of-a-kind marbled fabrics with water based paints. Paint, fabrics and basic tools are provided for class so you can have a hands-on experience. Marilyn will demonstrate the process she uses for marbling fabric. You will have tons of time to play. It's easy and fun! **Skill Level: All, Sessions: 1, Class Fee: \$25 plus a \$15 kit fee, Thursday, June 4; 6:00-9:00 p.m.**

**Adult Introduction to Sewing** with Laura Witt

In this beginning sewing class, you will learn basic sewing skills, basic sewing terminology, and how to purchase, understand, and follow a simple pattern. The class includes demo and/or hands on practice with sizing, seams, gathering, buttonholes, facings, and zippers. You will complete one pair of pajama pants as well as other skill building projects. **Skill Level: Beginner, Sessions: 3, Class Fee: \$50, Tuesdays, June 9, 16, and 23; 6:00-9:00 p.m. or Tuesdays, August 11, 18, and 25; 6:00-9:00 p.m.**

UFO Friendly!

Free!

Open Embroidery-Bring Your Projects

We are here to answer your questions and help you with your embroidery machine. Bring in your embroidery projects and work on them knowing you have a helping hand. These sessions are for anyone interested in strengthening their machine embroidery skills. **Skill Level: All, Cost: Free, Thursdays, June 11, July 9, and August 13; 9:30 a.m.-12:30 p.m.**

Machine Quilting Part One

with Beth Ann Williams

This class will provide you with a thorough overview of history, techniques, supplies, and tools recommended for machine quilting; extensive trunk show. Topics covered include planning quilting lines, marking, basting, and quilting with machine guided (walking foot) and free-motion techniques (darning foot). **Skill Level: Beginner to Intermediate, Sessions: 1, Class Fee: \$40, Saturday, June 13; 10:00 a.m.-4:00 p.m.**



Anytime Tote with Laura Witt

This versatile bag is suitable for nearly any use. It is completely lined, has attractive braided handles, a stylish sash, inside zippered pocket, and another pocket with compartments. It can be made as a purse with a zippered top or a tote with a snap closure. **Skill Level: Advanced Beginner, Sessions: 2, Class Fee: \$35, Mondays, June 15 and 22; 6:00-9:00**



making a Roman shade and adding a border to give your window a truly custom look. **Skill Level: All, Sessions: 1, Class Fee: \$35 plus \$21 kit fee, Saturday, June 20; 9:30 a.m.-12:30 p.m.**

Embroidery Software School

with Kaylynn Bosch

New Class!



Whether you have Bernina Designer/Editor Plus, Husqvarna Viking 4D, Designer's Gallery, or Masterworks we have a place for you in our new Software School. These classes are designed to be no pressure, easy learning sessions where we take one area of the program at time. Kaylynn will walk you slowly through your software with easy to follow illustrated instructions. Once you have mastered one level you will graduate on to the next level. Each level has a workbook and CD with homework that we promise you will love! We bet you'll be grading this class "A" for awesome! **Class Fee: \$10 plus \$2 for book and CD. Designer's Gallery v.2, Wednesday, June 17; 10:00 a.m.-12:30 p.m., MasterWorks I & II, Wednesday, June 17; 1:30-4:00 p.m., Husqvarna Viking 4D, Wednesday, July 8; 10:00 a.m.-12:30 p.m., Bernina Editor v.5, Wednesday, July 8; 1:30-4:00 p.m.**

Start of Summer Sampler Demo Free!
DaySummertime is perfect for fast and fun projects that still allow you maximum time working in your garden or lounging at the beach. Class participants will receive a printed handout with hints, tips and project ideas to kick off summer sewing, quilting and serging in style. Hosted by Beth Ann Williams. Watch our monthly flyers and our electronic newsletters for more specific details as the time grows closer. **There is no fee for this class; but space is limited, so please call the Knapp's Corner store ahead to register. Wednesday, June 24; 1:00-3:00 or 6:00-8:00 p.m.**

Windows XP the Easy Way

with Kaylynn Bosch

New Class!



Windows XP can be easy to use once you learn all the secrets; and Kaylynn promises—No Geek Speak! She will show you how to use your computer as well as how you can use it to enhance your sewing, quilting, and embroidery experience. You will receive your own copy of Kaylynn's latest Windows booklet Windows XP the Easy Way, which is full of easy to understand step-by-step instructions and lots of illustrations. A glossary of computer terms and CD with easy to follow lessons is also included. Learn:

- How to install, uninstall, disable and enable programs.
- How to change the look of your desktop and adjust screen settings.
- How to find valuable information about your computer such as how much memory is left, what version software you are running and more.
- How to create and name new folders and shortcuts.
- How to copy, paste, and cut files and folders
- How to clean up and arrange the desktop.
- Defragment the hard drive and back it up.

Class Fee: \$10 plus \$2 for the book and CD. Wednesday, July 15; 12:30-4 p.m.

Long Weekend Bag

with Laura Witt



Come see why this is one of our most popular classes! This roomy duffel is a "must have" for any traveler. There are 7 pockets in all, including a hidden zippered pocket on the inside. The bag has padded handles, an optional shoulder strap, and a top zipper. This size or the smaller "Sleepover" size can be made in the same class. **Skill Level: Advanced Beginner, Sessions: 2, Class Fee: \$40, Thursdays, June 18 and 25; 6:00-10:00 p.m.**

Yellow Brick Road Quilt

with Betsy Carlson



This is a great beginner quilt that goes together fast and easy. It is also a great quilt to use up your stash of fat quarters or even scraps! A confident beginner can make a high impact quilt using a variety of fat quarters. **Skill Level: Advanced Beginner, Sessions: 2, Class Fee: \$30, Thursdays, June 18 & 25, 9:30 a.m.-12:30 p.m.**

New Class!

Roman Shade with Elaine Carr

Get beauty, form and function all in one, and establish your color scheme too. We will be

**Wild Woman Pin or Original Art Pin**

with Phyllis Duffy



Join us for a relaxing afternoon of hand stitching, beading, creating something from nothing and having fun! No sewing machine is necessary. You'll be shown how to make a "Wild Woman" pin or your own unique art pin. You'll leave with at least one completed pin. **Skill Level: Beginner and up, Sessions: 1, Class Fee: \$25 plus \$6 kit fee (Kit includes: pewter face, hands and feet, and pin back.), Friday, July 10; 6:00-9:00 p.m.**

Free!

Machine Quilting Part Two

with Beth Ann Williams

This hands-on class focuses on trouble-shooting, problem-solving, and increasing overall comfort level with machine quilting. Special emphasis on the use of stencils, stitch-through patterns, continuous-line motifs, stippling, and more than 10 different styles of creative free-motion patterning. (For people who have already taken Machine Quilting - Part One) **Skill Level: Beginner to Intermediate, Sessions: 1, Class Fee: \$40, Saturday, July 11; 10:00 a.m.-4:00 p.m.**



New Class!

Bali Bag with Colleen Waclawski

Select a range of Batiks for this roomy 15" x 15" bag that is 6" deep. The lining has eight pockets so there is a place for everything. The bag is simple and fast to sew because it is a quilt-as-you-go. Once you see how fast and easy this bag is to put together, you will want to make more! **Skill Level: Beginner and up, Sessions: 1, Class Fee: \$35, Mondays, July 13 and 20; 6:00-8:30 p.m.**

**Frayed Jacket** with Peggy Fussman

This is a lovely, short, fully lined jacket. It has flattering princess lines and a notched collar. Its classic style looks good on anyone. This is a jacket that you can wear anywhere depending on the fabric you choose. **Skill Level: Advanced Beginner/Intermediate, Sessions: 3, Class Fee: \$45, Thursdays, July 16, July 23, and July 30; 6:00-9:00 p.m.**

**Beginning Landscape Quilting**

with Deb Sweemer

Learn the raw edge appliqué method of making realistic landscapes. You may choose a winter landscape or a fence post landscape from either book for your project. One or both (your choice) of the following books are required for class: Landscape Quilting or The Art of Landscape Quilting, by Natalie Sewell and Nancy Zieman. **Skill Level: Intermediate, Sessions: 1, Class Fee: \$35, Saturday, July 18; 12:30-6:00 p.m.**



Free!

Serging Secrets Part I-Free!

Wondering if you'd use a serger? Have a serger already, but don't reach for it very often? Join us for an information-packed demonstration of techniques and projects to get you serging with confidence. The patented jet-air threading system by Babylock makes serging more efficient and enjoyable than ever, but you don't need to own a Babylock to benefit from this free class hosted by Beth Ann Williams. **Saturday, July 18; 10:00 a.m.-12:00 p.m.**

Christmas in July Demo Day

Planning ahead for the holidays? Looking for fast and fabulous ideas and projects for gift giving? We've got some great information for you! As usual, this free class will come with a printed handout with hints, tips and instructions for you to take home. Hosted by Beth Ann Williams. **There is no fee for this class; but space is limited, so please call the store ahead to register. Tuesday, July 21; 1:00-3:00 or 6:00-8:00 p.m.**

Paintstiks on Fabric with Phyllis Duffy

We'll explore a variety of techniques for adding great color and visual texture to everything from commercial fabrics to finished quilts, garments and accessories. This will be a hands-on class, so come prepared to play. Suggested book: Paintstiks on Fabric, by Shelly Stokes. **Skill Level: Beginner and up, Sessions: 1, Class Fee: \$30, Saturday, July 25; 2:00-5:00 p.m.**



New Class!

Shadow Work Pillow with Margaret Sharp

Cover Stitch shadow work adds a delicate hint of color to this basic pillow. You can use a double-needle stitch or pintucks if your machine doesn't have cover stitch capability. A grid pattern spreads the color across the entire surface, framed by piping that is inserted by serger between the front and back pillow layers. Another touch of color is added by the rolled hem along the edge of a wide ruffle surrounding the pillow top. The back of the pillow is closed with an exposed zipper, also set in by serger. **Skill Level: Advanced Beginner, Sessions: 2, Class Fee: \$30, Wednesdays, August 5 and 19; 6:00-9:00 p.m.**

Downloading, Converting, and Organizing Embroidery Designs

with Kaylynn Bosch

Do you have a difficult time finding an embroidery design when you want it? Want to make the most of the free designs on the internet? Not sure how to use cataloging and converting software? If you are looking for ways to make the most of your embroidery designs, you need this information. Various organizing and conversion software programs and Windows will be explained. Everyone will receive a book and design CD for attending. **Class Fee: \$10 plus \$2 for book and CD, Thursday, August 6, 1:00-4:00 p.m.**



We offer Free Owner's Guide Classes with every machine we sell. Classes are scheduled at both stores based on requests so give us a call for the date of the next class available for your machine.

Photo to Fabric Landscape with Deb Sweemer

Bring in your own photograph and create a raw edge appliqué landscape that will be uniquely yours. Must have taken Beginning Landscape Quilting



with Deb or have experience making realistic landscapes using raw edge appliqué. **Skill Level: Intermediate, Sessions: 1, Class Fee: \$35, Saturday, August 15; 10:00 a.m.-4p.m.**

Free!

Serging Secrets Part II - Free Class!

Sit down with Beth Ann and put a Babylock Imagine serger through its paces. Each class participant will be provided a Babylock Imagine serger and selection of presser feet to use during the class. You will also be provided threads, fabrics, elastic, cording, strung beads and other notions so that you can go home with a class handout complete with swatches demonstrating each technique. Come see for yourself how Babylock's patented jet-air threading, lack of tensions, easy-to-use differential feed and selection of creative presser feet open up a new world of serging fun! **Saturday, August 8; 9:30 a.m.-12:30 p.m. or Tuesday, August 18; 1:00-4:00 p.m.**

The Lakeshore Sewing Promise

We have the machines, software, classes, supplies & support to help you create with confidence; and the specialized cabinets, chairs, sewing tables, and trolleys to keep you creating in comfort. So come on in to Lakeshore Sewing today!

We sell the best brands with the best warranty in the business.

We'll beat any competitor's price.

We offer "Try before you buy."

100% 1 year trade up on all machines

100% 2 year trade up on all top of the line machines

Authorized In-Store Service

Online technical support

Money saving Club Card

Free Guide Classes for machine/software purchases

Exclusive e-news offers & online class registration

NEW Foot of the Month Program
Specialty feet are terrific for getting the most fun and function out of your machine. Each month we'll offer a **25% discount** at both stores (exclusive of any other offers) on a different foot. We've all heard that having the right tool for the job makes the job easier. The same holds true for presser feet. They all have a purpose. Presser feet will be available for Babylock, Bernina and Viking machines. If we don't have yours in stock, we'll be happy to order it for you. Also, our website will have a printable tip sheet available about the featured foot for that month.

May - Binder foot or attachment for sewing/embroidery machines.

June - Free-Motion foot for sewing/embroidery machines.

July - Ruffler foot or attachment for sewing/embroidery machines.

August - Ruffling foot for Serger (may not be available for all models).



KWIK•SEW

Fun & Easy Collection



The Kwik•Sew pattern collection features easy to use patterns with excellent instructions. Perfect for beginning, as well as intermediate sewers and quilters. Great patterns for garments, crafts and home dec too! Garments include options for boys and girls, misses and women's sizes. You'll appreciate the durable white pattern paper and the easy to follow, step-by-step instructions Kwik-Sew is famous for. *Available at both locations.*

Have You Seen The New Bernina Stitch Regulator (BSI)?



- 3 Interchangeable Soles
- 2 modes—Continuous and Start/Stop
- Straight and Zigzag Stitches

The Stitch Regulator is so easy to use, you can master in minutes what used to take hours of practice. You now have the benefit of consistent free-motion stitching with little effort. Free motion stitching without it will never look good enough to you again once you see this. This is a patented Bernina innovation. Available on several Bernina Models. Stop in and give it a test drive today!


Class Policies: Members of Lakeshore's Club Card program automatically save 20% on their fabric, notions, patterns and books for class. Students who are not Club Card members receive a 10% discount on their class supplies.



Class fees do not include materials and supplies unless otherwise noted. You may register online, in person, or by phone. If you register by phone and are *not* paying with a credit card, please mail or bring in your payment within one week to hold your place in class. Class supply lists may be downloaded online or picked up at the store where the class will be held. Cancellations with less than 48 hours notice cannot be refunded; however, there will be a full refund if we need to cancel the class for any reason (such as weather conditions). We like to start our classes promptly at the scheduled time, so please come a few minutes early if you need to set up your sewing machine. Please purchase or order supplies in advance. Thank you.

Skill levels: **Beginner**-Appropriate for any skill level. **Advanced Beginner**-Requires basic skills, like using a rotary cutter & sewing an accurate seam allowance. **Intermediate to Advanced**-These classes use techniques more suited to those who have successfully completed several other projects and are ready to build on those experiences. Please note that unless otherwise indicated, quilt classes are intended to complete the quilt top only. If you need assistance beyond that point, we'd be happy to help you or we will suggest another class that would teach you the necessary skills (i.e. Machine Quilting).

Save 15% Off M.S.R.P. on
Husqvarna Viking 4D
Embroidery Software



Lakeshore Sewing

Valid May 1-15, 2009, Exclusive of any other offers.


Buy 3 Packs of
Needles
Get 1 Free!



Lakeshore Sewing

Valid May 16-31, 2009, Exclusive of any other offers.

Save 20% Off M.S.R.P. on
Husqvarna Viking 4D Extra
Software



Lakeshore Sewing

Valid June 1-15, 2009, Exclusive of any other offers.

25% Off 1 in-stock
Anita Goodesign
Embroidery Card



Lakeshore Sewing

Valid June 16-30, 2009, Exclusive of any other offers.


30% Off Babylock
Workbooks



Lakeshore Sewing

Valid July 1-15, 2009, Exclusive of any other offers.

40% Off 1 Book or
Pattern



Lakeshore Sewing

Valid July 16-31, 2009, Exclusive of any other offers.

25% off Bernina
"Features" Books,
Volume 1, 2, or 3



Lakeshore Sewing

Valid August 1-15, 2009, Exclusive of any other offers.

30% off
Designer's Gallery
Software



Lakeshore Sewing

Valid August 16-31, 2009, Exclusive of any other offers.

Fabric Forecast

Spring is finally here! What a perfect time to come out of hibernation and find welcome new inspiration for spring and summer sewing projects! We continue to have great new fabrics coming into the store; as you read this, we will have received 27 new bolts from Hoffman Fabrics. These beautiful batiks lend themselves to all kinds of projects from quilts to totes to summer garments, and for all occasions from baby showers to graduations. Make Lakeshore your batik destination!

We were so taken with **Harmonies**, an exciting new designer-look line from Exclusively Quilters, that we ordered the entire line. Our Wyoming location also has a line of **Baby Bargello** Batiks from Timeless Treasures in those soft baby colors we all love this time of year.



For the month of May we have a Christmas line - start thinking about those Christmas projects early! From Benartex will come **I Believe in Santa** from designer Nancy Halvorson. You might recall we had her very charming line from last year, and this one is just as exceptional. For those golf enthusiasts we have a line of golf fabrics from Clothworks called **Hole in One** that features beautiful artwork sure to please the golfers in your life when made up into quilts, garments, pillowcases or pajama pants. **The Sunshine Serenade** line from Julie Popa from Sunflower Hill Designs will be perfect for summer projects such as placemats for picnics, summer hats, bags and more. We also will be giving our color wall collections a big boost this spring and summer with an entire collection of blender prints from Exclusively Quilters as well as the Timeless Treasures batik blenders.



In June we expect a winter line from Wilmington Prints called **Welcome Home**. The artwork has a real "wow!" factor. It includes a postcard panel so that you can create your own unique fabric postcards and coordinating bolts for all kinds of sewing. **Splash**, from Caryl Breyer Fallert, will be especially appreciated by our art quilt enthusiasts. **Lily Pond**, a wonderful kids print line from In the Beginning, was also so tempting that we gave in and ordered the entire line. We found it energized us with all kinds of ideas for quilts, kids clothing, bags and many other type of crafts.



In July, look for **Floragraphix's IV**; we ordered the whole collection, including books and patterns to go with it. The patterns are to die for!! We hope you'll enjoy them as much as we do.

More wonderful new fabrics will be coming in August; we'll share more specifics as the time grows closer. Happy sewing!

Have you been in the Knapp's Corner classroom lately? They have a brand new large classroom.

The store now has extra space too. Stop in and see all the new improvements.



35% off one regular priced notion, book, pattern, presser foot, machine accessory, stabilizer, one cut of fabric, or embroidery design. Valid Thursday, May 21 only during the open house. Exclusive of any other offers.


Meet the Teachers Open House

Are you interested in a certain class or classes, but feel like you need more information? Would you like to see wonderful class samples made by our talented educators? Please join us at the **Knapp's Corner** store on **Thursday, May 21 from 6:00-8:00 p.m.** We're planning a relaxed, enjoyable, informative reception. Light refreshments will be served. **Customers attending the party save \$5 off a paid registration for one class \$35 or less or \$10 off a paid registration for one class \$40 or more at the Knapp's Corner or Wyoming stores.** One offer per person per store. Valid to attendees on the day of the event only. Hope to see you there!

Introduction to Sewing (Part One of Four)

with Connie J. Korsky

Topics include 1) sewing machine stitch settings, bobbin winding, marking, measuring and cutting tools 2) pattern choices and information 3) guide to fabrics and threads 4) sewing techniques including stay-stitching, topstitching, seams, hems, gathering, seam finishes and more. This class covers the basics and opens up the whole world of sewing when you complete a fun drawstring bag and lounge pants. Suggested patterns: Kwik Sew #3345 (adult size) or Kwik Sew #3074 (youth size) lounge pants or Kwik Sew #2807 scrubs. Other pants and shirt patterns are Kwik Sew #3553 or Kwik Sew #2811. The shirt pattern can be used for the second level of this series. The book Singer-Sewing Essentials will be used for all four levels of the 'Learn to Sew' series. Please sign up at least two weeks in advance to ensure the book and pattern will be available. **Skill Level: Beginner, Sessions: 3, Class Fee: \$50, Thursdays, April 30, May 7 and 21 (last date may be subject to change); 6:00-9:00 p.m.**

**Machine Quilting Part Two**

with Beth Ann Williams

A continuation of Machine Quilting - Part One, this hands-on class focuses on trouble-shooting, problem-solving, and increasing overall comfort level with machine quilting. Special emphasis will be on the use of stencils, stitch-through patterns, continuous-line motifs, stippling, and more than 10 different styles of creative free-motion patterning. (For people who have already taken Machine Quilting - Part One) **Skill Level: Beginner/Intermediate, Sessions: 1, Class Fee: \$40, Saturday, May 2; 10:00 a.m.-4:00 p.m.**

Lakeshore Fiber Artists

Looking for ways to: Be more creative? Grow artistically? Work out answers to technical issues that may be holding you back? Give and receive support and encouragement along the way? Then this group is for you! Meetings will be led on the second Monday of each month by our own Beth Ann Williams, award-winning contemporary quilter, fiber artist, author, designer, teacher and currently Creative Director of Lakeshore Sewing. We will be using the book Fabric Art Workshop: Exploring Techniques & Materials for Fabric Artists and Quilters, by Susan Stein as a jumping off point. **A limited number of spots are available in the Wyoming group (The Knapp's Corner group is full.), so please call ahead to register. There is a \$5 fee per session, or pay \$30 for the year. The group at the Wyoming store meets from 6:00-8:30 p.m., May 11, June 8, July 13, and August 10.**

Scrap Therapy

with Joann Ewing

Do you have scraps of all shapes and sizes tucked away in your sewing room just waiting for the perfect projects? Scrap Therapy is a two-part program and proven system to organize and use all of your fabric scraps. The cutting workshop gets you organized. Scraps are cut into the appropriate sizes and placed in see-through bins. The quilt project workshops use those cut and organized pieces of fabric in fresh new projects. Watch your scrap piles shrink as your finished projects grow. **Skill Level: Advanced Beginner and up, Session dates and costs are given to students at the Cutting Workshop. Students must take the Cutting Workshop before the Project Workshops. Project Workshop (pattern TBA)-Wednesday, May 13; 1:00-4:00 p.m., Cutting Workshop-Tuesday, May 19; 9:30-11:30 a.m., Cutting Workshop-Saturday, May 30; 9:30-11:30 a.m., Project Workshop (pattern TBA)-Tuesday, June 23; 1:00-4:00 p.m., Cutting Workshop-Tuesday, July 21; 9:30-11:30 a.m., Cutting Workshop-Tuesday, August 25; 6:00-8:00 p.m.**

Scrap Therapy™**Free!****Serging Secrets Part I**

Wondering if you'd use a serger? Have a serger already, but don't reach for it very often? Join us for an information-packed demonstration of techniques and projects to get you serging with confidence. The patented jet-air threading system by Babylock makes serging more efficient and enjoyable than ever, but you don't need to own a Babylock to benefit from this free class hosted by Beth Ann Williams. **Saturday, May 16; 10:00 a.m.-12:00 p.m.**

So Many Squares Quilt

with Peggy Fussman

This quilt is one you will want to make many times over and in many different fabrics. It looks just as wonderful in traditional colors as it does in bright colors. It is strip-pieced and then set on point. **Skill Level: Advanced Beginner/Intermediate, Sessions: 4, Class Fee: \$45, Wednesdays, May 27, June 3, 10, and 17; 1:00-4:00 p.m.**

New Class!**Harmonic Convergence**

with Michele Lyons-Russell

This is a surprising and fun wall hanging using Ricky Tim's inspiring technique for quilt construction. Ricky Tims has a flair for making quilts in awe-inspiring colors. Michele will show you all the best from his techniques. **Skill Level: Advanced Beginner, Sessions: 1, Class Fee: \$30, Friday, May 29; 10:00 a.m.-4:00 p.m.**



Learn to Quilt with Michele Lyons-Russell

This is a fun beginning class that focuses on skill building as you create a classic nine-patch quilt. **Skill Level: Beginner, Sessions: 4, Class Fee: \$50, Tuesdays, June 2, 9, 16 and 23, 6:00-9:00 p.m.**



Decorative stitches will give you more artistic options, and the ability to lower your feed dogs for free motion sewing is important. **Skill Level: Beginner/Intermediate, Sessions: 1, Class Fee: \$30, Friday, June 12; 6:00-9:00 p.m.**

Paintstiks on Fabric with Phyllis Duffy

We'll explore a variety of techniques for adding great color and visual texture to everything from commercial fabrics to finished quilts, garments and accessories. This will be a hands-on class, so come prepared to play. Suggested book: Paintstiks on Fabric, by Shelly Stokes. **Skill Level: Beginner and up, Sessions: 1, Class Fee: \$30, Friday, June 5; 6:00-9:00 p.m.**

**Stabilizer Know How** with Carol Schut

Are you puzzled, confused or just plain frustrated with stabilizers? Carol has developed a hands-on workshop to help take out the frustration. You will be embroidering on 16 or more different types of fabric using the correct stabilizer for each fabric. When you are done you will have a notebook full of samples to refer to. This will be an all day class with a short lunch break. **Skill Level: All, Cost is \$30 plus \$15 kit fee, Sessions: 1, Tuesday, May 12; 10:00 a.m.-4:00 p.m., Saturday, June 13; 9:30 a.m.-3:00 p.m., Tuesday, August 11; 10:00 a.m.-4:00 p.m., or Thursday, August 13; 10:00 a.m.-4:00**

New Class!**Polymer Clay Finishes**

with Barbara Wright

Now that you know the basics of polymer clay, come and learn several different finishes to apply to your next creation. Learn about image transfer, crackle finish, mono-printing and more as time allows. Use them for buttons, pins, book covers, box finishes, purses, picture frames, art quilt and garment embellishments. These finishes are applied to raw clay then baked on. **Skill Level: Advanced Beginner and up, Sessions: 1, Class Fee: \$20 plus \$5 kit fee, Wednesday, June 10, 6:00-9:00 p.m.**

**Embellisher Purse** with Barbara Wright

You have an Embellisher, now what? How about a quick fun little purse? Make shapes such as flowers or squares and circles to apply to your cotton base. Or felt directly on to your cotton or wool and change the color and texture completely. Add embellishments such as hot fix crystals, buttons, beads, and/or embroidery stitches (machine or hand), to make it your own. **Skill Level: Beginner and up, Sessions: 1 Class Fee: \$30, Saturday, June 20; 9:30 a.m.-3:30 p.m.**

New Class!**Serging Secrets Part II-Free Class!**

Try before you buy! Sit down with Beth Ann and put a Babylock Imagine serger through its paces. Each class participant will be provided with a Babylock Imagine serger and a selection of presser feet to use during the class. Beth Ann will also provide threads, fabrics, elastic, cording, strung beads and other notions so that each participant will go home with their own class handout complete with swatches demonstrating each technique. Come see for yourself how Babylock's patented jet-air threading, lack of tensions, easy-to-use differential feed and selection of creative presser feet open up a new world of serging fun! **Thursday, June 11; 1:00-4:00 p.m. or 6:00-9:00 p.m.**

Free!**Ready, Set, Serge Neck Purse**


with Barbara Wright

This is an easy, fun and fast purse. It's great for going to the farmers market, craft show or out for a night on the town. Once you make one, you can alter the size and design to make it your own. Add embellishments for your own one-of-a-kind purse. Barbara will share some great creative ideas and tips as well. Suggested Book: Ready, Set, Serge, by Georgie Melot. **Skill Level: Beginner and up, Class Fee: \$20, Sessions: 1, Wednesday, June 24; 6:00-9:00 p.m.**

New Class!**Introduction to Surface Design**

with Phyllis Duffy

Dig out your novelty fabric, some neat little buttons and what-nots, pretty pins and some yarn you've been stashing; and bring them along for an afternoon of fun. Learn the tips and tricks of surface design and embellishing while creating your own art piece, journal cover or special project. There will be no formal rules, just an afternoon of play and experimenting.

**Binding Basics** with Betsy Carlson

Binding your quilt projects can be fast and easy once you know the tricks. Let Betsy show you how to finish your quilt with a tight, plump binding that's square at the corners! **Skill Level: Advanced Beginner, Sessions: 1, Class Fee: \$15, Thursday, June 25; 6:00-9:00 p.m.**



Don't see a class you were looking for? Call us or go to our website and fill out our new class request form! Just another way we make you Number One!

Primitive Folk Art Quilt

with Phyllis Duffy

Using her own pattern, learn about the simplicity of folk art quilts and have fun creating your own. Raw edge appliqué makes it fun and easy. There will be a small amount of homework to do before the class, so please see the supply list. **Skill Level: Beginner and up, Sessions: 1, Class Fee: \$30, Saturday, June 27, 1:00-4:00 p.m.**

New Class!**The Pop Top Jacket**

with Barbara Wright

The Pop Top Jacket is an ideal “blank canvas” for the serger. Use your scraps or purchase fat quarters and serge them together using decorative thread to make your art-to-wear jacket. We will use the serger to make the fabric and put the jacket together. The hem and sleeve hem will be done with decorative thread for a fast, pretty finish. Or use whole-cloth and serge with decorative threads to make your own fabric, and then make the jacket. **Skill Level: Advanced Beginner and up, Sessions: 1, Class Fee: \$30, Saturday, August 1; 9:30 a.m.-3:30 p.m.**

New Class!**Noelle's Jacket** with Joni Stark

Add this very attractive jacket to your seasonal wardrobe. This very comfortable jacket looks complicated but is easy to put together using Jill Abeloe Mead's pattern by Rag Merchant. There are no seams to match in this patchwork design. It has nice deep patch pockets with a stand-up collar. It's a great way to use some of your scrap fabrics or a good excuse to purchase some of the beautiful batiks. You have a choice of a knitted or a fold up cuff. Suggested Pattern: Noelle's Jacket, by Jill Abeloe Mead and Rag Merchant. **Skill Level: Advanced Beginner and up, Sessions: 3, Class Fee: \$40, Wednesdays, July 15; 9:30 a.m.-12:30 p.m.; July 22; 9:30 a.m.-12:00 p.m., and July 29; 9:30 a.m.-1:00**

**Roman Shade** with Elaine Carr

Get beauty, form and function all in one, and establish your color scheme too. We will be making a Roman shade and adding a border to give your window a truly custom look. **Skill Level: All, Sessions: 1, Class Fee: \$35 plus \$21 kit fee, Wednesday, August 5; 9:30 a.m.-12:30 p.m.**

*Example only.***New Class!****Machine Embroidered Pocketbook**


with Cindy Miedema

Create your very own pocketbook and carryall bag, and use machine embroidery to embellish it. The bag is great for carrying knitting, sewing, crochet items or anything you can think of. Pattern includes multiple projects. Choose your favorite to work on in class. **Skill Level: Advanced Beginner/Intermediate, Sessions: 1, Class Fee: \$8, Monday, July 20; 6:00-9:00 p.m.**

New Class!**Introduction to Fabric Postcards and ATC's**

with Phyllis Duffy

Create these fun and easy artist trading cards (A.T.C.'s) in a 4"x6" size to send by mail, or a smaller size to exchange or give as personalized gifts with friends and family. Leave with one or more cards completed. You'll need a sewing machine with at least a zigzag capability. Suggested book: Positively Postcards, by Bonnie Sabel. **Skill Level: Beginner/Intermediate, Sessions: 1, Class Fee: \$25, Friday, August 7; 6:00-9:00 p.m.**

**Christmas in July Demo Day - Free!**

Planning ahead for the holidays? Looking for fast and fabulous ideas and projects for gift giving? We've got some great information for you! As usual, this free class will come with a printed handout with hints, tips and instructions for you to take home. Hosted by Beth Ann Williams. **There is no fee for this class; but space is limited, so please call ahead to register. Thursday, July 23; 1:00-3:00 or 6:00-8:00 p.m.**


Free!**Introduction to Needle Felting by Machine**

with Phyllis Duffy

Don't let your embellisher intimidate you. The purpose of this three hour class is to help you feel comfortable using it. You'll learn how to change the needles and keep it clean. Pick out a project from any of the needle felting books carried by Lakeshore, or just practice with various fibers so that you get the feel of your machine and all of its possibilities. Bring your own embellisher, or make arrangements to share the use of a store model if one is available. Suggested book: Needle Felting by Hand and Machine, by Linda Turner. **Skill Level: Beginner/Intermediate, Sessions: 1, Class Fee: \$30, Saturday, August 15; 6:00-9:00 p.m.**

**Piped Binding** with Betsy Carlson

Finish your quilt with piping pizzazz. Piping adds that special look not normally seen on quilt binding. You get a great look and there is NO hand stitching involved! **Skill Level: Advanced Beginner, Sessions: 1, Class Fee: \$20, Thursday, July 30; 9:30 a.m.-1:00 p.m.**



Our Website is growing. Every week we add new content. Check our main page for information and links to the latest features and information.

End of Summer Sampler Demo Day **Free!** Free Class!

Whatever type of sewing, serging, quilting, machine embroidery, stitched surface design or embellishment you like to do, you probably have some favorite products or techniques that make your creative time more enjoyable and productive. So do we! Beth Ann Williams will be presenting tips, techniques and project ideas; watch our monthly in-store flyer and our electronic newsletters for more specific details as summer winds down. **There is no fee for this class; but space is limited, so please call ahead to register. Thursday, August 20; 1:00-3:00 or 6:00-8:00 p.m.**

Wild Woman Pin or Original Art Pin

with Phyllis Duffy

Join us for a relaxing afternoon of hand stitching, beading, creating something from nothing and having fun! No sewing machine is necessary. You'll be shown how to make a "Wild Woman" pin or your own unique art pin. You'll leave with at least one completed pin. **Skill Level: Beginner and up, Sessions: 1, Class Fee: \$25 plus \$6 kit fee (Kit includes: pewter face, hands and feet, and pin back.), Friday, August 28; 6:00-9:00 p.m.**



EmbroidaBlock with Michelle Sheler

The unique look of EmbroidaBlock combines piecing with embroidery to produce a look of elegance and add interest to your quilts. The Block of the Month program is designed to give both the novice and master quilter a method of quilting that uses little or no math, requires minimal cutting, is innovative, and fun. This class is so popular we keep filling sessions. Because of that we are setting up new sessions now. Please call the store or check our website or monthly in-store flyer for current openings or updated class dates.



Are You A Lakeshore Club Card Member?

Want to save 20% on your Lakeshore Sewing purchases? Join our Lakeshore Club Card program and you can save money on most of your purchases; even on some already discounted items! You will receive extra savings on class supplies and on your Birthday!

Embroidery Card of the Month

Did you know that every month each store features its own embroidery card? The program is called the "Embroidery Card of the Month." Many of the designs are stitched out and on display. The best part is you will save money! So stop by the store each month and save—better yet, stop by both stores and save twice!

New Stabilizer of the Month Program

Using the right stabilizer gives your project that professional look. Each month this summer, we'll feature a different stabilizer at **25% off**. The discount applies at both stores (exclusive of any other offers). Stock up on stabilizers while they are on sale! Our website will have a printable tip sheet available about the featured stabilizer for that month.

May - OESD Aqua Tear

June - OESD Washaway Aqua Film

Topping

July - Hoop It All SIA Pressure Sensitive

Adhesive

August - OESD Poly Mesh Cut Away

How to Order Embroidery Designs Online Through Lakeshore Sewing

You will find a printable sheet of information on how to use our sponsored embroidery links. There are also direct links to our sponsored embroidery design sites on our website.

For Dakota Designs and Go Nuts when you are prompted to enter your dealer's number, put in 1082.

This is the web address:

<http://www.gonutsgocreative.com>

For My Embroideries <http://www.myembroideries.com> enter the site by using the link on our website. It will automatically fill in Lakeshore as your dealer. Once you have created your account you need only to login when you enter the site.

For OESD and other sites, when prompted for your dealer information just enter Lakeshore Sewing. When asked to enter the zip code for your dealer enter 49509.

Remember to check our website for the latest news on machine and software updates. We will have all the links direct to the manufacturer's update pages

Here are the latest updates:

www.babylock.com

Babylock Ellisimo (BLSO) v. 1.10 update

Babylock Ellegante (BLG) v. 3.20 update

www.husqvarnaviking.com

Viking Designer Diamond v. 4199-5177

www.berninausa.com

Bernina 430/440 version dated 2/13/09

Blue classes are at Knapp's Corner

Red Classes are at Wyoming

Mon	Tue	Wed	July	Thu	Fri	Sat
Tip: Time to think Christmas! At least Christmas in July. We have Free Demo Days set up at both stores to mark the occasion. Time to Christmas sew!		1 Learn to Quilt		2	3	4 Happy 4th of July!
6	7	8 Husqvarna Viking 4D Software School Bernina 5 Software School Learn to Quilt		9 Scrap Therapy Cutting Workshop Open Embroidery	10 Wild Woman Pin	11 Machine Quilting 2
13 Bali Bag Fiber Artists Group	14 Scrap Therapy	15 Windows XP the Easy Way Learn to Quilt Noelle's Jacket		16 Frayed Jacket	17 Scrap Therapy	18 Beg. Landscaping Serging Secrets Part I
20 Bali Bag Machine Embroidered Pocketbook	21 Christmas in July Demo Day Scrap Therapy Cutting Workshop	22 Learn to Quilt Noelle's Jacket		23 Frayed Jacket Christmas in July Demo Day	24	25 Paintstiks on Fabric
27	28	29 Noelle's Jacket		30 Frayed Jacket Piped Binding	31	

Mon	Tue	Wed	August	Thu	Fri	Sat
Tip: You may want to take a trip to the beach before summer gets away from you. Why not make yourself a magic towel that folds into a pillow, or how about a window screen tote. I bet even a cool can cover would be helpful in all this heat. Don't forget the sunscreen!						1 Pop Top Jacket
3	4	5 Shadow Work Pillow Roman Shade		6 Design Downloading/ Converting/ Organizing	7 Fabric Postcards	8 Serging Secrets Part II
10 Fiber Artists Group	11 Intro to Sewing Stabilizer Know How	12 Scrap Therapy Cutting Workshop		13 Open Embroidery Stabilizer Know How	14	15 Photo to Fabric Landscape Intro to Needle Felting
17	18 Intro to Sewing Serging Secrets Part II	19 Shadow Work Pillow		20 End of Summer Sampler Demo Day	21	22
24	25 Intro to Sewing Scrap Therapy Cutting Workshop	26		27	28 Wild Woman Pin	29
31	Top: Time to get back into the fall swing after a warm summer break. Hopefully you have taken the time to sew for yourself. Remember that September brings the start of Embroidery Club and Software Club at Knapp's Corner and Viking Embroidery Club at Wyoming. See you soon!					

Lakeshore Sewing

1011 Gezon Parkway SW
Wyoming, MI 49509

PRST. STD.
U.S. Postage
Paid
Grand Rapids, MI
Permit #

Sew Much to Discover at:
www.lakeshore-sewing.com

**We sell the best in the
business.**



Look what's inside this issue



*These events are sweeping the nation
and we have we them!*



**2 Convenient
Locations to serve you:**



Wyoming
1011 Gezon Parkway SW
(616) 531-5561
Hours:
Mon-Thurs: 9:00 a.m.-8:00 p.m.
Fri: 9:00 a.m.-6:00 p.m.
Sat: 9:00 a.m.-4:00 p.m.



Grand Rapids
Knapp's Corner
1971 E Beltline NE
(616) 365-8282
Hours:
Mon-Fri: 9 a.m.-6 p.m.
Sat: 9:00 a.m.-4:00 p.m.

At our Wyoming location.

the
**Anita Goodesign
Hosted
Trunk Show**

No matter what your skill level, you will absolutely enjoy this fun filled day of embroidery education! Watch two techniques demonstrated live in class!

There will be plenty of specials, door prizes, and give-a-ways!

Dozens of samples to inspire you!
This event will be hosted by:

Melissa Wilson and Laura Phillips

Come join us and learn the latest techniques in embroidery such as cutwork and multiple applications projects as well as the newest fabric "In the Hoop" projects!

The Best Embroidery Event you will ever attend!
**Thursday, May 14 1-4 p.m. or 6-9 p.m. or
Friday, May 15 10 a.m.-1 p.m. Class Fee: \$25**