

Discover Your Potential

January—April 2010

**What's Hot:**

***Knapp's Corner:***

- Ann Loveless Lake Michigan Proj.
- EmbroidaBlock
- EmbroidaBlock Exhibit
- Embroidery Club
- Kaffe Klub
- Mid-Winter Sampler Demo Day
- Project Linus Sew-in
- Scrap Therapy Play Days
- Serger Secrets 1 and 2
- Spring Fling Shop Hop

***Wyoming:***

- Ann Loveless Poppies Project
- Ann Loveless Trunk Show
- Bag Lady Club
- Designing for Machine Quilting
- EmbroidaBlock
- EmbroidaBlock Exhibit
- Fiber Artists Exhibit
- Lakeshore Fiber Artists Group
- Meet the Teachers Open House
- Mid-Winter Sampler Demo Day
- Serger Secrets 1 and 2
- Spring Fling Shop Hop
- Viking Embroidery Club

**Presser Foot of the Month—Save 25% on each month's featured foot.**

**EmbroidaBlock Exhibit**

Stop into either (or both) of our stores between **January 4-16** to see what all the EmbroidaBlock Buzz is about.

**Lakeshore Fiber Artists Quilt Exhibit**

**March 1-31** at our Wyoming store. This will be a truly inspiring show. *The theme is "Artists at Play!"*

**So long 2009!**

**2010.....It sounds so "futuristic"! Happy New Year and welcome to the future!** Our classrooms experienced record attendance in 2009, a trend we're trying hard to perpetuate with new classes and plenty of popular stuff rescheduled. Classes for kids and new and returning sewers were a hit. It is awesome to see the all the "rookies" in ages from 8 to 80 enjoying learning quilting, garment sewing, and embroidery. The calls and notes I receive complimenting our instructors are much appreciated. Please keep 'em coming. Also, I encourage you to call or email me ([bcthetwo@tds.net](mailto:bcthetwo@tds.net)) if there is something you're not happy with and I will do my best to fix it.

Respectfully,  
Brian Collins, Lakeshore Sewing

**Designing for Machine Quilting with Terri Watson & Beth Ann Williams**

Explore the ins and outs of designing for machine quilting with Terri Watson, professional long-arm machine quilter and owner of ThreadTales Quiltworks, and Beth Ann Williams, local author and Creative Director for Lakeshore Sewing.

**Saturday, January 23; 1:00-4:00 p.m. at our Wyoming store. \$10, Call 616-531-5561 to register.**

**3<sup>rd</sup> Annual Creatively You Fashion Show & Contest**

**Friday, April 23, 6:00 p.m.**  
**Crossroads Banquet & Conference Ctr.**  
6569 Clay, Grand Rapids  
(68<sup>th</sup> St. exit, off U.S. 131)

The show is free and open to the public. All skill levels are welcome. Full details and entry forms will be available at our website and in our stores.



**Impressionistic Painting with Fabric**

**Lecture & Trunk Show**


Thursday, February 11; 6:00-7:30 p.m. at our Wyoming store. Fee is \$8 or free with either project class. Call 616-531-5561 to register.

**Impressionistic Painting with Fabric, Poppies project,**

Friday, February 12; 10:00 a.m.-3:00 p.m. at our Wyoming store. Class Fee: \$50 Call 616-531-5561 to register.

**Impressionistic Painting with Fabric, Lake Michigan project,**

Saturday, February 13; 10:00 a.m.-3:00 p.m. at our Knapp's Corner store. Class Fee: \$50 Call 616-365-8282 to register.



**Spring Fling Shop Hop**

**March 13-21—Featuring 9 West Michigan Shops**

A \$5 registration fee reserves your official Shop Hop passport and commemorative pin. A completed passport qualifies

you for drawings for one of nine gift baskets full of goodies and a drawing for one Grand Prize of \$450 in gift certificates. Each shop will offer freebies, sales, refreshments and daily gift certificate drawings. You'll also receive free quilt block instructions from each shop-enough to make your own sampler wall hanging.

**Make Your Own Sale - Save 25% off 1 Regularly Priced Item!**

Discount may be applied to the new purchase or pre-paid special order of a book, pattern, thread, sewing or quilting notion, machine accessory, presser foot, embroidery design card or disc, or 1 cut of fabric. **Offer Expires April 15, 2010.** Exclusive of any other offers. One per customer.

Blue classes are at Knapp's Corner

Red Classes are at Wyoming

Mon	Tue	Wed	Jan.	Thu	Fri	Sat
<b>EmbroidaBlock Exhibit</b> —Visit both of our stores between Monday, January 4 and Saturday, January 16 and see what all the EmbroidaBlock Buzz is about.					<b>1 Happy New Year!</b>	2
<b>4 EmbroidaBlock Exhibit</b>	<b>5 EmbroidaBlock Exhibit</b>	<b>6 Introduction to Sewing II</b> EmbroidaBlock Exhibit		<b>7 EmbroidaBlock Exhibit</b>	<b>8 Kaffe Klub EmbroidaBlock Exhibit</b>	<b>9 Meet the Teachers Open House</b> EmbroidaBlock Exhibit
<b>11 Long Weekend Bag</b> <b>Lakeshore Fiber Artists</b> EmbroidaBlock Exhibit	<b>12 Embroidery Club</b> <b>Learn to Quilt 2</b> EmbroidaBlock Exhibit	<b>13 Bali Bag</b> EmbroidaBlock Exhibit		<b>14 EmbroidaBlock EmbroidaBlock Orientation</b> <b>Intro to Sewing I</b> EmbroidaBlock Exhibit	<b>15 Scrap Therapy Play Day</b> <b>Table Runner</b> EmbroidaBlock Exhibit	<b>16 Serger Secrets I</b> EmbroidaBlock Exhibit
<b>18 Long Weekend Bag</b> <b>Viking Embroidery Club</b>	<b>19 Adult Intro to Sewing</b> <b>Learn to Quilt 2</b> EmbroidaBlock fabric help	<b>20 Bali Bag</b> <b>Introduction to Sewing II</b>		<b>21 Cathedral Windows 1</b> EmbroidaBlock fabric help <b>Intro to Sewing I</b> Machine Appliqué Workshop I	<b>22 Girly Girl Purse</b>	<b>23 Simple Stylish Tote</b> <b>Designing for Machine Quilting</b>
<b>25 Bag Lady Club</b>	<b>26 Adult Intro to Sewing</b> <b>Learn to Quilt 2</b>	<b>27 Introduction to Sewing II</b>		<b>28 Cathedral Windows 2</b> <b>Intro to Sewing I</b> Machine Appliqué Workshop I	29	<b>30 Serger Secrets II</b> <b>Stitching on Metal</b>

Mon	Tue	Wed	Feb.	Thu	Fri	Sat
<b>1 EmbroidaBlock</b>	<b>2 Adult Intro to Sewing</b> <b>Stabilizer Know How</b>	<b>3 Learn to Quilt 1</b>		4	5	<b>6 Needle Felting by Hand/Machine</b> <b>Harmonic Convergence</b>
<b>8 Lakeshore Fiber Artists</b>	<b>9 Embroidery Club</b> <b>Starburst Quilt</b>	<b>10 Learn to Quilt 1</b>		<b>11 EmbroidaBlock</b> <b>Ann Loveless Trunk Show</b>	<b>12 Kaffe Klub</b> <b>Ann Loveless Poppies Landscape</b>	<b>13 Texture Magic Purse</b> <b>Ann Loveless Michigan Landscape</b>
<b>15 Bali Bag</b> <b>Viking Embroidery Club</b>	<b>16 Starburst Quilt</b>	<b>17 Learn to Quilt 1</b> <b>Cathedral Windows</b>		<b>18 Project Linus</b>	19	<b>20 Mid-Winter Demo Day</b> <b>Paintstiks on Fabric</b>
<b>22 Bag Lady Club</b>	<b>23 Starburst Quilt</b> <b>Landscape Finishing</b>	<b>24 Learn to Quilt 1</b> <b>Cathedral Windows</b> Scrap Therapy Play Day		25	26	<b>27 Machine Quilting I</b> <b>Intro to Fabric Dyeing</b>

**Are you signed up for the trunk show and classes with Ann Loveless?  
Sign up early—seats are going fast!**

**Events**

Ann Loveless Lake Michigan Art Quilt Project .....	pg. 5
Creatively You III Fashion Show & Contest .....	pg. 8
EmbroidaBlock Exhibit.....	Cover
Mid-Winter Sampler Demo Day .....	pg. 6
Project Linus Sew-in .....	pg. 6
Spring Fling Shop Hop.....	Cover

**Fiber Arts & Surface Design**

Ann Loveless Lake Michigan Art Quilt Project .....	pg. 5
Introduction to Surface Design .....	pg. 7
Needle Felting by Hand and Machine.....	pg. 5
Paintstiks on Fabric .....	pg. 5
Wild Woman/Original Art Pin .....	pg. 6

**General Sewing**

Adult Introduction to Sewing I .....	pg. 4
Introduction to Sewing II .....	pg. 7

**Kids Classes**

Coming Soon! Watch our monthly in-store flyers and check our website for the latest information.

**Machine Embroidery/Embroidery Software**

EmbroidaBlock .....	pg. 4
Embroidery Club .....	pg. 4
Embroidery Magic .....	pg. 8
Organizing, Converting & Downloading Designs .....	pg. 8

**Quilting**

Beginning Landscape Quilting.....	pg. 6
Cathedral Windows Parts 1 & 2.....	pg. 5
Electric Quilt 6 for Beginners .....	pg. 7
Foundation Piecing Fun .....	pg. 6
Kaffe Klub.....	pg. 4
Landscape Finishing Class .....	pg. 5
Learn to Quilt 1 .....	pg. 5
Learn to Quilt 2 .....	pg. 6
Machine Quilting I .....	pg. 6
Machine Quilting II.....	pg. 7
Photo to Fabric Landscape Quilting.....	pg. 7
Scrap Therapy Play Days .....	pg. 4
Starlight Quilt.....	pg. 7
T-shirt Quilt Top .....	pg. 8

**Serging**

Serging Secrets Part I.....	pg. 4
Serging Secrets Part II.....	pg. 5

**Wearables & Accessories**

Bali Bag.....	pg. 4
Chit Chat Backsack .....	pg. 6
Frayed Jacket.....	pg. 7
Introduction to Sewing II .....	pg. 7
Long Weekend Bag.....	pg. 4
Simple Stylish Tote .....	pg. 5
Wild Woman/Original Art Pin .....	pg. 6

**Events**

Ann Loveless Poppies Art Quilt Project .....	pg. 13
Ann Loveless Trunk Show .....	pg. 13
Creatively You III Fashion Show & Contest .....	pg. 8
Designing for Machine Quilting.....	pg. 12
EmbroidaBlock Exhibit .....	Cover
Meet the Teachers Open House.....	pg. 9
Mid-Winter Sampler Demo Day .....	pg. 13
Spring Fling Shop Hop.....	Cover

**Fiber Arts & Surface Design**

Ann Loveless Poppies Art Quilt Project .....	pg. 13
Ann Loveless Trunk Show .....	pg. 13
Introduction to Fabric Dyeing .....	pg. 13
Lakeshore Fiber Artists Group .....	pg. 11
Lutradur, Angelina, & Paint, Oh My! Part 1 .....	pg. 13
Lutradur, Angelina, & Paint, Oh My! Part 2 .....	pg. 14
Stitching on Metal .....	pg. 12

**Kids Classes**

Coming Soon! Watch our monthly in-store flyers and check our website for the latest information.

**General Sewing**

Introduction to Sewing I & II .....	pg. 11
-------------------------------------	--------

**Machine Embroidery/Embroidery Software**

EmbroidaBlock.....	pg. 11
Stabilizer Know How .....	pg. 12
Viking Embroidery Club .....	pg. 11

**Quilting**

Beginning Landscape Quilting.....	pg. 14
Binding Basics.....	pg. 14
Cathedral Windows Parts 1 & 2 .....	pg. 13
Designing for Machine Quilting.....	pg. 12
Harmonic Convergence Quilt.....	pg. 12
Landscape Finishing Class .....	pg. 14
Learn to Quilt 1 .....	pg. 13
Learn to Quilt 2 .....	pg. 11
Machine Appliqué Workshop I .....	pg. 12
Piped Binding .....	pg. 14
Starburst.....	pg. 13
Table Runner .....	pg. 11

**Serging**

Serger Decorated Tote Bag .....	pg. 14
Serger Top .....	pg. 14
Serging Secrets Part I .....	pg. 14
Serging Secrets Part II.....	pg. 14

**Wearables & Accessories**

Bag Lady Club.....	pg. 12
Girly Girl Purse .....	pg. 12
Serger Decorated Tote Bag .....	pg. 14
Serger Top .....	pg. 14
Texture Magic Purse.....	pg. 13

**Has it been a while since you have had your sewing machine or serger tuned up, cleaned, and/or updated? Once you're done making all those Christmas gifts, you might want to bring your machine in for some TLC. Take good care of it, and it will take good care of you too!**

**Kaffe Klub** with Deb Sweemer

Do you love Kaffe fabrics and want to get together with other Kaffe fans and share ideas and projects? Then join us for this **FREE** monthly Klub. Fabric specials offered on Klub nights. *Space is limited so please call 616-365-8282 to register ahead of time.* All skill levels are welcome. **Fridays, January 8, February 12, March 12, and April 9; 5:00-8:30 p.m.**

Free

**Long Weekend Bag** with Laura Witt

This roomy duffel is a "must have" for any traveler and makes a very classy gift for any occasion. There are 7 pockets in all, including a hidden zippered pocket on the inside. It has padded handles, an optional shoulder strap, and a top zipper. This size or the smaller "Sleepover" size can be made in the same class. **Skill Level: Advanced Beginner and up, Sessions: 2, Class Fee: \$40, Mondays, January 11 and 18, Or March 15 and 22 Or April 5 and 12; 6:00-10:00 p.m.**

Hot Class!

**Embroidery Club**

Join us as we share all sorts of new projects, the latest tips and tricks, and good information with you. Embroidery Club is **FREE** and open to anyone with an embroidery machine. It is held on the second Tuesday of each month. Project details will be posted online and in our monthly flyers. *(Note: Date and day has changed.)* **Tuesdays, January 12, February 9, March 9 and April 13; 9:30 a.m.-12:30 or 6:00-9:00 p.m.**

Free

New Projects!

**Bali Bag** with Colleen Waclawski

Select a range of Batiks for this roomy 15" x 15" bag that is 6" deep. The lining has eight pockets so there is a place for everything. The bag is simple and fast to sew because it is a quilt-as-you-go. Once you see how fast and easy this bag is to put together, you will want to make more! **Skill Level: Beginner and up, Sessions: 2, Class Fee: \$35, Wednesdays, January 13 and 20, Or Mondays, February 15 and March 8, 6:00-9:00 p.m.**

Hot Class!

**New EmbroidaBlock Sessions**

This is an innovative and fun technique that gives even the new quilter professional looking results with every block. Its unique look combines piecing with embroidery to produce a look of elegance and add interest to your quilts. Not only will each block be perfect but the technique also requires minimal cutting and little or no math. Let your embroidery machine do all

Hot Class!



the work for you, from piecing to beautiful decorative stitches and gorgeous all over embroidery. From a distance, some areas of your quilt look like printed fabric, but up close it takes on a whole new dimension with all over embroidery motifs stitched in well thought-out places. **Classes begin January 14 and continue through the second Thursday of the month through November 1; 2:00-4:00 or 6:00-9:00 p.m.**

*Don't forget to stop by our stores January 4-16, and see some of the 2009 EmbroidaBlock projects!*

**Scrap Therapy Play Days** with **Scrap Therapy™**

Michele Lyons-Russell

Bring your newly cut and organized fabrics and work on the Scrap Therapy project of your choice. **Prerequisite: Scrap Therapy Workshop. Skill Level: Beginner and up, Sessions: Monthly, Class Fee: \$10 Friday, January 15; 9:30 a.m.-12:30 p.m. Wednesday, February 24; 9:30 a.m.-12:30 p.m. Wednesday, March 10; 6:00-8:00 p.m. Saturday, April 10; 9:30 a.m.-12:30 p.m.**

**Serging Secrets Part I**


with Beth Ann Williams

Wondering if you'd use a serger? Have a serger already, but don't reach for it very often? Join us for an information-packed demonstration of techniques and projects to get you serging with confidence. The patented jet-air threading system by Babylock makes serging more efficient and enjoyable than ever, but you don't need to own a Babylock to benefit from this free class. *There is no fee for this class, but please call 616-365-8282 to register so that we'll have enough seating and handouts for everyone.* **Saturday, January 16; 10:00 a.m.-12:00 p.m.**

Free!

**Adult Introduction to Sewing I** with Laura Witt

In this beginner sewing class, you will learn basic sewing skills, basic sewing terminology, and how to purchase, understand, and follow a simple pattern. You will complete two items on your own machine. Includes demo and/or hands on practice with pattern, seams, darts, gathering, buttonholes, facings, and zippers. **Skill Level: Beginner and up, Sessions: 3, Class Fee: \$50, Tuesdays, January 19, 26, and February 2, Or Tuesdays, March 23, 30, and April 6; 6:00-9:00 p.m.**




**Watch upcoming email blasts and in-store monthly flyers for exciting new kids project classes.**

**Cathedral Windows Parts 1 & 2**

with Gail Conlan

Learn to create traditional cathedral windows and secret garden squares, and then embellish them. Gail will demonstrate how simple hand sewing can create a beautiful, deceptively easy, work of art. This is a great small baggie project for people on the go. **Skill Level: All, Sessions: 1, Class Fee: \$30, Part 1, Thursday, January 21 and Part 2, Thursday, January 28; 6:00-9:00 p.m.**

**Needle Felting by Hand and Machine**

with Phyllis Duffy

Learn the basics, starting with single needle felting and ending with the needle felting machine. We'll also include hands-on practice time that will aid in creating a project of your choice, sending you off ready to start creating. Bring your embellisher machine or share the store model. Suggested book: Needle Felting by Hand and Machine. **Skill Level: Beginner and up, Sessions: 1, Class Fee: \$25, Saturday, February 6; 1:00-4:00 p.m.**

**New!****Simple Stylish Tote** with Laura Witt

This project is perfect for all levels of sewing. It is the perfect size, has classic styling, and makes a unique gift for that hard-to-shop-for special someone. You will learn techniques that can be incorporated into making nearly any tote or purse: zippered pockets, pouch pockets, squared bottoms, linings, bindings, top snap closure. You will complete the bag in just one session and best of all, the pattern is FREE!!!! **Skill Level: Beginner and up, Sessions: 1, Class Fee: \$30, Saturday, January 23; 9:30 a.m.-3:45 p.m.**

**Ann Loveless Coming to Lakeshore!**

Join us as we welcome Ann Loveless, a truly inspiring fabric artist, to both of our stores. Ann is a native of Frankfort, Michigan. She attended Michigan State University and received her degree in Clothing and Textile Design. Ann began sewing her own clothes as a child, and she now owns her own alterations and sewing business. In 2004 Ann fell in love with the art of Landscape Quilting. Most of her designs come from nature photos and sketches. **Trunk Show \$8 (at Wyoming) or Free if you take one or both of her classes. Class Fee: \$50, Saturday, February 13, 10:00 a.m.-3:00 p.m. Impressionistic Painting with Fabric, Lake Michigan project at our Knapp's Corner store. Call 616-365-8282 to register.**

**Serging Secrets Part II** with

Beth Ann Williams

Try before you buy! Sit down with Beth Ann and put a Babylock Imagine serger through its paces. Each class participant will be provided with a Babylock Imagine serger (two people per serger) and a selection of presser feet to use during the class. Beth Ann will also provide threads, fabrics, elastic, cording, strung beads and other notions so that each participant will go home with their own class handout complete with swatches demonstrating each technique. Come see for yourself how Babylock's patented jet-air threading, lack of tensions, easy-to-use differential feed and selection of creative presser feet open up a new world of serging fun! ***There is no fee for this class, but we are limited to 10 people per session, so please call 616-365-8282 to reserve your seat.*** **Saturday, January 30; 10:00 a.m.-1:00 p.m.**

**Paintstiks on Fabric** with Phyllis Duffy

Using Shelly Stokes' comprehensive book of the same name as our guide, we'll explore a variety of techniques for adding great color and visual texture to everything from commercial fabrics to finished quilts, garments and accessories. This will be a hands-on class, so come prepared to play. Bring an apron or smock or wear your old clothes. No sewing machine required. Book: Paintstiks on Fabrics, by Shelly Stokes. **Skill Level: All, Sessions: 1, Class Fee: \$25, Saturday, February 20; 1:00-4:00 p.m.**

**Learn to Quilt 1** with Michele Lyons-Russell

Create a classic quilt by machine as you learn basic fundamental skills that open up the world of quilting to you. This is a fun and rewarding class and you'll be thrilled with the results. **Skill level: Beginner and up, Sessions: 4, Class Fee: \$50, Wednesdays, February 3, 10, 17, and 24; 6:00-9:00pm**

**Landscape Finishing Class** with Deb Sweemer

Calling all beginning landscape quilting students! Need extra hands on help with finishing your landscape? This class is for you! Tips for adding borders, embellishment, machine appliqué and or quilting will be covered. **Skill Level: Intermediate and up, Sessions: 1, Class Fee: \$15, Tuesday, February 23; 1:00-5:00 p.m.**



**Looking for a second machine or one for a beginning sewer? We have some great deals on trade-ins looking for a new home.**

**Project Linus Sew-In****Free!**

The mission of Project Linus is to provide love, a sense of security, warmth and comfort to children who are seriously ill, traumatized, or otherwise in need through the gifts of new, handmade blankets and afghans, lovingly created by volunteer "blanketeers." Project Linus welcomes blankets of all styles, including quilts, tied comforters, fleece blankets, crocheted or knitted afghans, and receiving blankets in child-friendly colors. Blankets must be new, handmade and washable. You don't have to be an expert to create a blanket that is beautiful to a child! Join us for fun and fellowship as we support this terrific organization. *There is no fee for this event, but please call 616-365-8282 to register ahead of time so we can make sure everyone will have space to work.* **Wednesday, February 18; 4:00-8:00 p.m.**

**Machine Quilting I** with Beth Ann Williams

Thorough overview of history, techniques, supplies, and tools recommended for machine quilting; extensive trunk show. Topics covered include planning quilting lines, marking, basting, and quilting with machine guided (walking foot) and free-motion techniques (darning foot). **Skill Level: Beginner and up, Sessions: 1, Class Fee: \$40, Saturday, February 27; 10:00 a.m.-4:00 p.m.**


**Mid-Winter Sampler Demo Day**

with Beth Ann Williams

Whatever type of sewing, serging, quilting, machine embroidery, stitched surface design or embellishment you like to do, you probably have some favorite products or techniques that make your creative time more enjoyable and productive. "Keep it fun, but get it done" with Beth Ann's tips, techniques and fall project ideas; watch our monthly in-store flyer and our electronic newsletters for more specific details as the dates get closer. *There is no fee for this class, but space is limited; please call 616-365-8282 ahead of time to register.* **Thursday, March 4; 1:00-3:00 p.m.**

**Free!****Foundation Piecing Fun** with Betsy Carlson

Foundation piecing creates perfect points, but can be discouraging if you don't know the tricks. Come create this split star with simple techniques. All foundations are provided. **Skill Level: Beginner and up, Sessions: 1, Class Fee: \$20 plus \$4 pattern/kit, Thursday, March 4; 6:00-9:00 p.m.**

**Create a Wild Woman Pin or Original Art Pin**

with Phyllis Duffy

No sewing machine is necessary. You'll leave with at least one completed pin. You'll be shown how to make a "Wild Woman" pin or your own unique art pin. Come out for a relaxing afternoon of hand stitching, beading, creating something from nothing and having fun. These pins make wonderful gifts for family and friends. There will be a \$6.00 kit fee paid to the instructor for the pewter face, hands and feet and the pin back. Lakeshore now carries some of these accessories, ready to purchase. Check ahead. Best of all, you can fit all the supplies for this class in one shoe box. **Skill Level: Beginner and up, Sessions: 1, Class Fee: \$25 plus \$5 kit fee, Friday, March 5; 1:00-4:00 p.m.**

**Hot Class!****Learn to Quilt 2** with Michele Lyons-Russell

New project--Same book. Take those basic quilting skills to the next level in this fun class. Increase your quilting knowledge and learn new techniques like on-point construction, setting triangles and much more. **Skill Level: Advanced Beginner and up, Sessions: 3, Class Fee: \$40, Fridays, March 5, 12, and 19; 9:30 a.m.-12:30 p.m.**

**Beginning Landscape Quilting**

with Deb Sweemer

Learn the raw edge appliqué method of making realistic landscapes based on Natalie Sewell and Nancy Zieman's books; Landscape Quilting or The Art of Landscape Quilting. You may choose a winter landscape or a fence post landscape from either book for your project. Book required. **Skill Level: Intermediate and up, Sessions: 1, Class Fee: \$35, Saturday, March 6; 10:00 a.m.-4:00 p.m.**

**Chit Chat Backsack** with Barb Heitz

This fun quilted bag comes in two different sizes and couldn't be easier to use! Padded straps form the easy closure; simply give a quick pull to open or close in a flash. The full size backsack features three different color blocks with a center front pocket to stash important items. The inside features 3 large pockets with enough room to hold all of your important valuables. *Please purchase pattern prior to class. Call 616-365-8282 to order the pattern and register.* **Skill Level: Beginner and up, Sessions: 1, Class fee: \$35, Saturday, March 13; 10:30 a.m.-1:30 p.m.**



**Are you on our email list? Sign up online or in our store. You will receive special coupon offers and be the first to learn about new classes and events.**

**Frayed Jacket** with Peggy Fussman

This is a lovely, short, fully lined jacket. It has princess lines and a notched collar. Nice weight, very versatile -can go anyplace! **Skill Level: Advanced Beginner and up, Sessions: 3, Class Fee: \$45, Thursdays, March 18, 25 and April 1; 1:00-4:00 p.m.**

**Starlight Quilt** with Peggy Fussman

This is a great quilt. It uses two traditional blocks to form an unusual look. It is equally lovely in pastels or the great larger floral prints or a mix. We've already seen this pattern made in several different fabrics and each time it has been delightful. Join us on Friday evenings for a fun time. **Skill Level: Beginner and up, Sessions: 3, Class Fee: \$40, Fridays, March 19, 26, and April 16; 6:00-8:30 p.m.**

**Harmonic Convergence** **\*\*Just Added\*\***

with Michelle Lyons-Russell

Play around with color using Ricky Tim's inspiring technique for quilt construction. This is a surprising and fun wall hanging.




Ricky Tims has a flair for making quilts in awe-inspiring colors. Michele will show you all the best from his techniques. The possibilities are endless! **Skill Level: Advanced Beginner and up, Sessions: 1, Class Fee: \$30, Saturday, March 20; 10:00 a.m.-4:00 p.m.**

**Electric Quilt 6 for Beginners-Tips & Tricks**

with Kaylynn Bosch

Do you have Electric Quilt (EQ) but feel overwhelmed when you try to use it? Are you thinking about picking up a copy of EQ? Kaylynn has been playing with this software for years and has found there can be an easy way or a hard way to play. She will show you the easy way in this very inspiring class. We fun and easy spring wall hanging pattern for all attendees that was created in EQ6! You will also be taking home a special Free EQ6 Tips & Tricks booklet and EQ pattern on CD so you can print your own pattern pieces. **Skill Level: All, Sessions: 1, Class Fee: \$10, Monday, March 22; 2:00-5:00 p.m.**

**Photo to Fabric Landscape Quilting** with Deb Sweemer

Bring in your own photograph and create a raw edge appliquéd landscape uniquely yours. Must have taken the beginning landscape class with Deb, or have experience making realistic landscapes using raw edge appliqué methods. **Skill Level: Intermediate and up, Sessions: 1, Class Fee: \$35, Tuesday, March 23; 10:00 a.m.-4:00 p.m.**

**Machine Quilting II** with Beth Ann Williams


A continuation of Machine Quilting - Part One, this hands-on class focuses on troubleshooting, problem-solving, and increasing overall comfort level with machine quilting.



Special emphasis on the use of stencils, stitch-through patterns, continuous-line motifs, stippling, and more than 10 different styles of creative free-motion patterning. **Prerequisite: Machine Quilting I, Class Fee: \$40, Sessions: 1, Saturday, March 27; 10:00-4:00**

**Introduction to Surface Design** with Phyllis Duffy

Dig out your novelty fabric, any neat little buttons, what-nots, pins, and yarn you've been gathering and bring them along for an afternoon of fun. Learn the tips and tricks of surface design and embellishing to create your own art piece, journal cover or special project. There will be no formal rules, just an afternoon of play and experimenting. You will also be provided with instructions on how to create a journal cover, so you can utilize your newly designed piece of fabric. Your machine must be clean and in good running order, with some built in decorative stitches and the ability to sew using a free motion foot with feed dogs down. **Skill Level: Beginner to Intermediate, Sessions: 1, Class Fee: \$25, Saturday, April 3, 1:00-4:00 p.m.**


**Introduction to Sewing II** with Connie J. Korsky

Learn a new skill or update your skills as a hobby revisited. The sewing world is always changing. New tools, techniques, and tips make creating fabulous projects easy. Our goals are to learn: 1. Sewing machine stitch settings, bobbin winding, marking, measuring, and cutting tools available 2. Pattern choices and information 3. Fabrics and threads 4. Sewing techniques (including stay-stitching, top-stitching, seams, hems, gathering, seam finishes, etc.) This class covers the basics and opens a whole new world of sewing. You will complete a fun drawstring bag and lounge pants. Suggested patterns include: Kwik Sew #3345 lounge pants, or the youth size Kwik Sew #3074, or the Kwik Sew scrubs #2807 (which include pants and top). The other two patterns which include pants and top are Kwik Sew #3553 or Kwik Sew #2811. If you use a pattern that includes a top it can be used for the second level of this series which includes sewing sleeves, collars, patch pockets and buttonholes. The Singer Sewing Essentials book will be used for all four levels of the "Introduction to Sewing" series. **Skill Level: Advanced Beginner, Sessions: 3, Class Fee: \$50, April 14, 21, and 28; 6:00-9:00 p.m.**



**T-shirt Quilt Top** with Laura Witt

Get those t-shirts you've been saving out of the closet and turn them into a keepsake quilt. Great for graduation gifts! Bring your UNCUT t-shirts and learn how to plan, size, and construct a one-of-a-kind quilt top. You may have lots of homework so plan to dedicate some time to this fun project. You'll be amazed at how quickly it comes together! The time is well worth the finished quilt! **Skill Level: Beginner and up, Sessions: 2, Class Fee: \$30, Tuesdays, April 20 and 27, 6:00-9:00 p.m.**



**Photo Challenge**

**Receive a \$5 Gift Card just for entering!**

Bring in a photo of yourself holding the January-April edition of the Lakeshore Sewing Creative Quarterly in front of an unusual, silly or favorite USA location and you could receive a prize for the most unique photo! Entries will be accepted April 1-30, 2010 at both Lakeshore Sewing stores. **Lakeshore Sewing will select one \$25 gift card winner** and customers will have the opportunity to vote for **one Viewer's Choice \$25 winner**. **All customers submitting entries will receive a \$5 gift certificate.**

**Organizing, Converting, and Downloading Designs** with Kaylynn Bosch



Do you have a difficult time finding an embroidery design when you want it? Want to make the most of the free designs on the internet? Not sure how to use cataloging and converting software? If you are looking for ways to make the most of your embroidery designs, you need this information. Various organizing and conversion software programs and Windows will be discussed. Everyone will receive a booklet and design CD with helpful homework information. **Skill Level: All, Sessions: 1, Class Fee: \$10 plus \$2 for book and CD, Tuesday, April 20; 2:00-5:00 p.m.**



**3<sup>rd</sup> Annual Creatively You Fashion Show & Contest**

Sponsored by Lakeshore Sewing

**Friday, April 23, 6:00 p.m.**

**Crossroads Banquet & Conference Center,**

6569 Clay Avenue, Grand Rapids, (68<sup>th</sup> St. exit, off U.S. 131)

The purpose of the show and contest is to encourage self-expression and experimentation, and to celebrate technical and artistic achievements. All skill levels are welcome. Garments may be of original design or an original execution of a purchased pattern.

The show is free to attend and open to the public. The top winner in each category will receive a \$50 gift card from Lakeshore Sewing. Second place winners will receive a \$25 gift card. Additional prizes may also be awarded.



**Categories are as follows:**

Youth (8-18)–Garment designed/adapted from a commercial pattern.

Youth (8-18)–Garment designed and made by entrant.

Adult–Garment executed/adapted from a commercial pattern.

Adult–Garment designed and made by entrant.

Adult Professional–Garment executed/adapted from a commercial pattern.

Adult Professional–Garment designed and made by entrant.

Judges Choice-will receive a new sewing machine.

**Best Use of a Kwik Sew Pattern-New Category for 2010!**

Kwik Sew Pattern Company will sponsor prizes for 1<sup>st</sup>, 2<sup>nd</sup> and 3<sup>rd</sup> places.

Entry forms must be received by April 5, 2010. \$5 entry fee for up to 4 garments (per person).

For more information and entry forms go to our website at [www.lakeshore-sewing.com](http://www.lakeshore-sewing.com) or stop in to either of our stores.

**Embroidery Magic**



with Kaylynn Bosch

Let us help give you the confidence you need when stitching your embroidery projects. We will show you how a design is created and what changes can be made both with software and without so that you can make your projects look great every time. Numerous samples of embroideries that went from bad to good will be shown, as well as a CD with several "good" embroidery designs. Take home a booklet (over 40 pages) packed with information on everything from needles, to thread, to stabilizers, to fabric and much more. **Skill Level: All, Sessions: 1, Class Fee: \$10 plus \$2 for book and CD, Tuesday, April 27; 2:00-5:00 p.m.**



**Presser Foot of the Month**

Specialty feet are terrific for getting the most fun and function out of your machine. Each month we feature a different foot. Not only will we be offering a **25% discount** on the foot, but we'll be set up an in-store demo to show you just how easy and handy it is to use. Presser feet are available for Babylock, Bernina and Viking machines. If we don't have yours in stock, we'll be happy to order it for you.

January.....Pin Tuck Foot  
March.....Ruffler Foot

February.....Sergers Accessory Foot  
April.....Walking Foot

## Meet the Teachers Open House

Wyoming store - Saturday, January 9, 1:00-3:00 p.m.

Interested in a certain class or classes, but need more information? Want to see wonderful samples made by some of West Michigan's top teachers? We're planning a relaxed, enjoyable, informative reception, and serving light refreshments.

**Customers attending the Open House can save \$5 off a paid registration for one class priced at \$35 or less; or \$10 off a paid registration for one class priced at \$40 or more.**

One offer per person per store - register for classes to be held at both our Wyoming and our Knapp's Corner locations, and double your savings!

**Attendees can also take advantage of special coupon savings.**

**on supplies.** These money-saving offers will be valid exclusively during the Open House.


For more information regarding ongoing classes, please follow the class links on our website, [www.lakeshore-sewing.com](http://www.lakeshore-sewing.com).

### 35% Off

one regular priced notion, book, pattern, presser foot, machine accessory, stabilizer, one cut of fabric, or in stock embroidery design.

**Valid Saturday, January 9, 2010 only during the open house.**

Exclusive of all other discounts.



### Buy 2 In-Stock Embroidery Designs Get 1 Free.

Valid January 1-15, 2010

Valid on new purchases.

Exclusive of all other discounts.

Lakeshore Sewing



### 25% off all Thread.

Valid January 16-30, 2010

Valid on new purchases or pre-paid special orders.

Exclusive of all other discounts.

Lakeshore Sewing



### 25% off Fabric with red in it.

Valid February 1-15, 2010

Exclusive of all other discounts.

Lakeshore Sewing



### \$5 off Purchase of \$30 or more.

Valid February 16-28, 2010

Valid on new purchases or pre-paid special orders.

Exclusive of all other discounts.

Lakeshore Sewing



### 25% off Fabric with green in it.

Valid March 1-15, 2010

Exclusive of all other discounts.

Lakeshore Sewing



### 35% off 1 Book or Pattern.

Valid March 16-31, 2010

Valid on new purchases or pre-paid special orders.

Exclusive of all other discounts.

Lakeshore Sewing



### 25% off Scissors & Marking Tools.

Valid April 1-15, 2010

Valid on new purchases or pre-paid special orders.

Exclusive of all other discounts.

Lakeshore Sewing



### Buy 4 Pre-Cut Fat Quarters, Get 4 Free.

Valid April 16-30, 2010

Exclusive of all other discounts.

Lakeshore Sewing



## Fabric Report-Winter /Spring 2010

Our goal is always to offer our customers the latest and best in contemporary cottons for all types of sewing needs. New **Dots** by Kaffe Fassett from Westminster Fabrics have been ordered for our Kaffe enthusiasts and for young sewers who love bright, vibrant colors. A new line called **Petal Punch** by Hoffman

Fabrics in purple and aqua prints and stripes, as well as a new line from Studio E called **Calypso** in the teal and lime prints, are also expected. We continue to add to our **landscape fabrics** monthly with bark, clouds, grasses and foliage. Check out our beautiful **Batik Cascades** from Avlyn fabrics, great for gradated borders and landscape and fiber arts backgrounds. We will have 24 colors to split between our two stores.

In January, check out the **Niagara Falls** line from Benartex. We've also ordered **Metro Blue** from Marcus Brothers in both the blue and brown colorway that we have had in the past and in a new neutral colorway. These will be great for purses and bags, quilting and home dec! **Save the Planet** is a new twill fabric from Fabri Quilt that will also be super for making bags. We're looking forward to 22 new **Kaufman Batiks**, the most vibrant and rich looking batiks we have had in a long time.

February is batik and color wall month, with an additional 22 **Kaufman Batiks** in the elemental nature line, which include ferns and dots we just couldn't resist. We're also expecting some beautiful **new blenders** from Avlyn.

We have **the Gerta collection**, a very interesting line of fabrics from Troy, coming in March. We anticipate fiber artists, young sewers, home dec enthusiasts, crafters and quilters are all going to go crazy for this versatile and appealing collection, made up of what looks like very fresh and edgy hand-dyed fabrics. We ordered the entire line! We'll have a line called **Bryant Park** from Exclusively Quilters in the turquoise, beige and lime colorway, as well as more color wall fabrics called **Fusion Illusion** from Blank in jewel and cool tones. To get you thinking about Mother's Day, we'll have new colors of **Bali Pops** available as well. And don't forget our featured Shop Hop fabrics, **Somerset Cottage** from RJR.

For April, we have an exciting panel called **Tribute to Van Gogh** along with some beautiful color wall fabrics from Exclusively Quilters and a line called **Beachcomber** from Clothworks. The lighthouses and beach prints are simply beautiful! And they'll arrive just in time to do some fun sewing for summer. The rest of the **Fusion Illusion** fabrics from Blank will add new warm colors to our color wall and a line called **Outback** from Jinny Beyer will offer great fiber arts possibilities in two dot color gradations.

Looking forward to May, we have some **Daisy Mae Batiks** coming from Hoffman by McKenna Ryan as well as a simply elegant Christmas line called **Noel** in a stunning white/cream and gold colorway from Avlyn.



### **Class Policies:**

Members of Lakeshore's Club Card program will automatically save 20% on their fabric, notions, patterns and books for class. Students who are not Club Card members receive a 10% discount on their class supplies.

Class fees do not include materials and supplies unless otherwise noted. You may register online, in person, or by phone. If you register by phone and are *not* paying with a credit card, please mail or bring in your payment within one week to hold your place in class. Class supply lists may be downloaded online or picked up at the store where the class will be held. Cancellations with less than 48 hours notice cannot be refunded; however, there will be a full refund if we need to cancel the class for any reason (*such as weather conditions*). We like to start our classes promptly at the scheduled time, so please come a few minutes early if you need to set up your sewing machine or purchase supplies. Thank you.

### **Skill levels:**

**Beginner:** Appropriate for any skill level.

**Advanced Beginner:** Requires basic skills, like using a rotary cutter & sewing an accurate seam allowance.

**Intermediate to Advanced:** These classes use techniques more suited to those who have successfully completed several other projects and are ready to build on those experiences.

Please note that unless otherwise indicated, quilt classes are intended to complete the quilt top only. If you need assistance beyond that point, we'd be happy to help you or we will suggest another class that would teach you the necessary skills (i.e. Machine Quilting).



**Introduction to Sewing I & II (4-part series)** with Connie J. Korsky

Learn a new skill or update your skills as a hobby revisited. The sewing world is always changing. New tools, techniques, and tips make creating fabulous projects easy. Our goals are to learn: 1. Sewing machine stitch settings, bobbin winding, marking, measuring, and cutting tools available 2. Pattern choices and information 3. Fabrics and threads 4. Sewing techniques (including stay-stitching, top-stitching, seams, hems, gathering, seam finishes, etc.) This class covers the basics and opens a whole new world of sewing. You will complete a fun drawstring bag and lounge pants. Suggested patterns include: Kwik Sew #3345 lounge pants, or the youth size Kwik Sew #3074, or the Kwik Sew scrubs #2807 (which include pants and top). The other two patterns which include pants and top are Kwik Sew #3553 or Kwik Sew #2811. If you use a pattern that includes a top it can be used for the second level of this series which includes sewing sleeves, collars, patch pockets and buttonholes. The Singer Sewing Essentials book will be used for all four levels of the "Introduction to Sewing" series. *Please sign up for class two weeks in advance so the book and pattern can be ordered.*



**Skill Level Part 2: Advanced Beginner and up, Sessions: 3, Cost: \$50, Wednesdays, January 6, 20 and 27; 6:00-9:00 p.m.**

**Skill Level Part 1: Beginner and up, Sessions: 3, Cost: \$50, Thursdays, January 14, 21, and 28; 6:00-9:00 p.m.**

**Learn to Quilt 2** with Michele Lyons-Russell

New project--Same book. Take those basic quilting skills to the next level in this fun class. Increase your quilting knowledge and learn new techniques like on-point construction, setting triangles and much more. **Skill Level: Advanced Beginner and up, Sessions: 3, Class Fee: \$40, Tuesdays, January 12, 19, and 26; 6:00-9:00 p.m.**

**New EmbroidaBlock Sessions**

This is an innovative and fun technique that gives even the new quilter professional looking results with every block. Its unique look combines piecing with embroidery to produce a look of elegance and add interest to your quilts. Not only will each block be perfect but the technique also requires minimal cutting and little or no math. Let your embroidery machine do all



**Hot Class!**

the work for you, from piecing to beautiful decorative stitches and gorgeous all over embroidery. **Orientation Thursday, January 14, at the top of each hour beginning at 9:00 a.m. and ending at 6:00 p.m.**

**Fabric Buying Help Tuesday, January 19 or Thursday, January 21 between 9:00 a.m.-6:00 p.m.**

**Classes begin February 1; and are ongoing the first Monday of the month through November 1, 2010; 2:00-4:00 or 6:00-9:00 p.m.**

**Don't forget to stop by our stores January 4-16, and see some of the 2009 EmbroidaBlock projects!**

**Lakeshore Fiber Artists-Wyoming**

Looking for ways to: Be more creative? Grow artistically? Give and receive support and encouragement along the way? Then this group is for you! Meetings will be led by our own Beth Ann Williams, award-winning contemporary quilter, fiber artist, author, designer, teacher and currently Creative Director of Lakeshore Sewing. *A limited number of spots are available, so please call ahead to register. We meet 6:00-8:00 p.m. on the second Monday of the month. Mondays, January 11, February 8, March 8, April 12. Class fee: \$30 for the year.*

**Table Runner** with Joann Ewing

Create this easy striped table runner in just hours. Enjoy this class with a friend or meet someone new, any skill level will enjoy making this table runner. Finished size is 15 1/2" x 45". (Can also be made shorter or longer.) **Skill Level: Beginner to Advanced, Cost \$30, Sessions: 1, Friday, January 15, 2010 10:00 a.m. to 4:00 p.m.**

**Viking Embroidery Club**

Viking Embroidery Club is open to anyone with a Viking embroidery machine. It is held on the third Monday of the month. Full project details will be posted online and in our monthly flyers.

In January we will be learn the beautiful embellishment art of Bobbin Work.

In February we will make pillowcases for charity.

In March we will embellish Lutradur with paints and line art.

**Skill Level: Advanced Beginner and up, Sessions: Monthly, Class Fee: \$5 per session, Mondays, January 18, February 15, March 15, and April 19; 9:30 a.m.-12:30 p.m., 1:30-4:30 p.m. or 6:00-9:00 p.m.**

**Machine Appliqué Workshop I**

with Connie J. Korsky

Learn various machine-stitched embellishment and appliqué techniques along with how to set your personal machine for the best results. Conquer inside and outside corners and curves on an appliqué with a basic satin stitch, and incorporate some of those awesome and exciting machine stitches on your machine. This is a techniques class in machine appliqué which will include comprehensive information on stabilizers, fusible web, and the use of various threads for different effects in your final piece. You will be amazed how easy it is to appliqué and add it to your repertoire for your quilting and sewing experience. The pattern for this class is "Butterfly Garden" from the book *Portraits from Nature*, by Jean Wells. (Refer to book page 42 for material yardage.). **Skill Level: Beginner and up, Sessions: 2, Class Fee: \$35, Thursdays, January 21 and 28; 1:00-4:00 p.m.**



make next. So be sure you sign up early to have your vote count. Supply lists will be available online.

**In January, we will be making a fun purse called "Satchel It." Check our website and monthly flyers for more information.**

**Skill level: Confident Beginner to Intermediate, Sessions: 1 Monthly, Class Fee: \$8 each session, Mondays, January 25, February 22, March 22 and April 26; 1:00-4:00 or 6:00-9:00 p.m.**

**New Class!**

**Stitching on Metal** with Barbara Wright

Yes, you can stitch on metal! Use embossing metal, wool felt, cording and thread to create a 3" x 3" trinket box. The assemble technique can be used to make all styles and sizes of boxes. Choose a wool felt and thread color to highlight or match your metal. Use this technique to make jewelry, picture frames or add new dimensions to your art quilts. **Skill Level: Beginner and up, Sessions: 1, Class Fee: \$25, Saturday, January 30, 9:30 a.m.-3:30 p.m.**

**Girly Girl Purse** with Joann Ewing

Not only is this a pretty purse, it's loaded with pockets making it practical as well.

**Skill Level: Beginner and up, Sessions: 1, Class Fee: \$35, Friday, January 22; 9:30 a.m.-4:00 p.m.**

**New Class!****Hot Class!**

**Stabilizer Know How** with Carol Schut

Are you puzzled, confused or just plain frustrated with stabilizers? Carol has developed a hands-on workshop to help take out the frustration. You will be embroidering on 16 or more different types of fabric using the correct stabilizer for each fabric. When you are done, you will have a notebook full of samples to refer to. **Sessions: 1, Class Fee: \$30 plus \$15 kit fee (Includes fabrics/stabilizers) Tuesday, February 2; 10:00a.m.-4:00 p.m.**

**Designing for Machine Quilting**

with Terri Watson &amp; Beth Ann Williams

Explore the ins and outs of designing for machine quilting with Terri Watson, professional long-arm machine quilter and owner of ThreadTales Quiltworks, and Beth Ann Williams, local author and Creative Director for Lakeshore Sewing. We'll give special attention to "utility quilts" (primarily functional, e.g. quilts that will be regularly used & laundered) vs. "show quilts" (made primarily to be decorative, possibly with a competition or show in mind, or intended to be heirlooms) and short arm vs. mid-arm and long-arm machine techniques. Compare and contrast various ways to look at a given quilt top, generate ideas for possible quilting patterns to use, and determine the order in which to execute them. Lecture will include trunk show, handout, and open Q&A time. **To register, call 616-531-5561, Class fee: \$10, Saturday, January 23; 1:00-4:00 p.m.**

**New Event!****Harmonic Convergence**

with Michelle Lyons-Russell

Play around with color using Ricky Tim's inspiring technique for quilt construction. This is a surprising and fun wall hanging. Ricky Tims has a flair for making quilts in awe-inspiring colors. Michele will show you all the best from his techniques. The possibilities are endless! **Skill Level: Advanced Beginner and up, Sessions: 1, Class Fee: \$30, Saturday, February 6; 10:00 a.m.-4:00 p.m.**

**Embroidery for Beginners****New Club!**

**Did you get an embroidery machine for Christmas, or do you have one but don't know how to use it or where to begin?**

**We have a brand new club just for you! A New Embroidery Club just for Beginners will begin soon at our Wyoming store - watch our emails and monthly in-store flyers for details.**

**Bag Lady Club** with Barb Logerwell

Welcome back to another exciting year of creating totes and purses to reflect your own unique personalities, talents, and skills! We meet on the 4<sup>th</sup> Monday of each month. Each month you can help us choose what we will



**Starburst** with Joann Ewing

Create this striking log cabin wall hanging while learning or sharpening your skills at foundation piecing. This quilt is more challenging with its set-in seams. Enjoy this class with a friend or meet someone new. Finished size is 43" square. Pattern included in cost of class. **Skill Level: Advanced Beginner to Intermediate. Sessions: 4, Cost: \$60, Tuesdays, February, 9, 16, 23 and March 2, Or Wednesdays, April 30, May 7, 14, and 21 6:00-9:00 p.m.**



small baggie project for people on the go. **Skill Level: All, Sessions: 1, Class Fee: \$30, Part 1, Tuesday, February 17 and Part 2, Wednesday, February 24; 6:00-9:00 p.m.**

**Mid-Winter Sampler Demo Day** with Beth Ann Williams

Whatever type of sewing, serging, quilting, machine embroidery, stitched surface design or embellishment you like to do, you probably have some favorite products or techniques that make your creative time more enjoyable and productive. "Keep it fun, but get it done" with Beth Ann's tips, techniques and fall project ideas; watch our monthly in-store flyer and our electronic newsletters for more specific details as the dates get closer. *There is no fee for this class, but space is limited; please call 616-531-5561 ahead of time to register. Saturday, February 20, 10:00 a.m.-12:00 p.m. Or 1:30-3:30 p.m.*

**Ann Loveless Coming to Lakeshore!**

New!



Join us as we welcome Ann Loveless, a truly inspiring fabric artist, to both of our stores. Ann is a native of Frankfort, Michigan. She attended Michigan State University and received her degree in Clothing and Textile Design. Ann began

sewing her own clothes as a child, and she now owns her own alterations and sewing business. In 2004 Ann fell in love with the art of Landscape Quilting. Most of her designs come from nature photos and sketches. *Call our Wyoming store at 616-531-5561 to register. Trunk Show \$8 (Free if you take one or both of her classes).*

**Class Fee: \$50**

**Impressionistic Painting with Fabric,** lecture & trunk show, Thursday, February 11, 6:00-7:30 p.m.

**Impressionistic Painting with Fabric,** Poppies project, Friday, February 12, 10:00 a.m.-3:00 p.m.

**Texture Magic Band Purse**

with Barbara Wright

Want to try this new, fun embellishment? Use Texture Magic to highlight the band on this simple to make purse. Stitch it, shrink it, cut it and sew it. Use the same fabric for the band and the pouch to show the Texture Magic effect. **Skill Level: Advanced Beginner and up, Sessions: 1, Class Fee: \$25 plus pattern/kit fee of \$5, Saturday, February 13, 9:30 a.m.-3:30 p.m.**

New Class!

**Cathedral Windows Parts 1 & 2** with Gail Conlan

Learn to create traditional cathedral windows and secret garden squares, and then embellish them. Gail will demonstrate how simple hand sewing can create a beautiful, deceptively easy, work of art. This is a great

**Introduction to Fabric Dyeing** with Betsy Carlson

Do you drool over hand dyed fabrics but can't stand the prices? Learn the basics of how to make your own in this class. Dye 30 fat 1/8ths using three colors of dye. All of the non-toxic dyes are included in the kit fee.



**Skill Level: All, Sessions: 1, Class Fee: \$20, plus \$15 kit fee, Saturday, February 27, 9:30 a.m.-12:30 p.m.**

**Learn to Quilt 1** with Michele Lyons-Russell

Create a classic quilt by machine as you learn basic fundamental skills that open up the world of quilting to you. This is a fun and rewarding class and you'll be thrilled with the results. **Skill level: Beginner and up, Sessions: 4, Class Fee: \$50, Tuesdays, March 9, 16, 23, and 30; 6:00-9:00 p.m.**

**Lutratur, Angelina and Paint, Oh My! Part 1** with Barbara Wright

New Class!

The first class will be working on the Lutratur using paint, Angelina Fibers and embellishments items you have in your stash. This will be done with an idea of using the "fabric" you make to sew a purse in the optional second class. Just want to work with Lutratur and your embellishments? Then come for this class and use your "fabric" for your own project. **Skill Level: Beginner and up, Sessions: 1, Class Fee: \$25, Saturday, March 13, 9:30 a.m.-3:30 p.m.**



**Have a suggestion for a class or event?  
Fill out the class suggestion form on our website!**

**Lutratur, Angelina and Paint, Oh My! Part 2**

with Barbara Wright

Now that you have your Lutratur embellished what do you do with it? How about make a simple yet elegant purse. Just add lining, strap and fastener, stitch a few seams and you have made your one of a kind Art to Wear bag. Yes, you will have to cut into your precious Lutratur fabric, but the results will be worth it. **Skill Level: Beginner and up, Sessions: 1, Class Fee: \$25, Saturday, March 27; 9:30a.m.-3:30p.m.**

**New Class!****Piped Binding** with Betsy Carlson

Finish your quilts with an extra attention to detail using piped binding. This technique is done entirely on the machine - no hand stitching. **Skill Level: Beginner and up, Sessions: 1, Class Fee: \$20, Monday, March 29; 6:00-9:00 p.m.**

**Hot Class!****Binding Basics** with Betsy Carlson

You labor over your quilt - but do you make sure your binding is put on with the same care? Learn to apply binding with the attention to detail a quilt judge observes. **Skill Level: All, Sessions: 1, Class Fee: \$20, Thursday, April 8, 6:00-9:00 p.m.**


**Serger Decorated Tote Bag** with Barbara Wright

Come and learn how to use the different stitches your serger will do. Decorate the fabric for your tote bag and then assemble it using your serger. Yes, it can be used for more than sewing stretch seams. In the first session we will use scrap fabric to learn the stitches and make your notes for future reference. The second session will be used to decorate and make the tote bag. This class will be similar to the Serging beyond the Seams Pillow offered last year. **Skill Level: Beginner and up, Sessions: 2 Class Fee: \$40, Saturdays, April 3 and 24; 9:30 a.m.-3:30 p.m.**

**New Class!****Beginning Landscape Quilting**

with Deb Sweemer

Learn the raw edge appliqué method of making realistic landscapes based on Natalie Sewell and Nancy Zieman's books; Landscape Quilting or The Art of Landscape Quilting. You may choose a winter landscape or a fence post landscape from either book for your project. Book required. **Skill Level: Intermediate, Sessions: 1, Class Fee: \$35, Saturday, April 10, 10:00 a.m.-4:00 p.m.**

**Serger Top** with Barbara Wright

Use your serger to make this simple knit top. Learn how construction techniques differ when sewing garments on your serger. You will want to make tops for everyone in your family. **Skill Level: Beginner and up, Sessions: 1, Class Fee: \$25, Wednesday, April 21; 9:30a.m.-3:30 p.m.**

**Serging Secrets Part I**

With Beth Ann Williams

**Free!**

Wondering if you'd use a serger? Have a serger already, but don't reach for it very often? Join us for an information-packed demonstration of techniques and projects to get you serging with confidence. The patented jet-air threading system by Babylock makes serging more efficient and enjoyable than ever, but you don't need to own a Babylock to benefit from this free class. *There is no fee for this class, but please call 616-531-5561 to register so that we'll have enough seating and handouts for everyone.* **Tuesday, April 20; 1:00-3:00 Or 6:00-8:00 p.m.**

**Serging Secrets Part II**

with Beth Ann Williams

**Free!**

Try before you buy! Sit down with Beth Ann and put a Babylock Imagine serger through its paces. Each class participant will be provided with a Babylock Imagine serger (two people per serger) and a selection of presser feet to use during the class. Beth Ann will also provide threads, fabrics, elastic, cording, strung beads and other notions so that each participant will go home with their own class handout complete with swatches demonstrating each technique. Come see for yourself how Babylock's patented jet-air threading, lack of tensions, easy-to-use differential feed and selection of creative presser feet open up a new world of serging fun! *There is no fee for this class, but we are limited to 10 people per session, so please call 616-531-5561 to reserve your seat.* **Tuesday, April 27; 6:00-9:00 p.m. (Additional dates available in May.)**

**Landscape Finishing Class** with Deb Sweemer

Calling all beginning landscape quilting students! Need extra hands-on help with finishing your landscape? This class is for you! Tips for adding borders, embellishment, machine appliqué and or quilting will be covered. **Skill Level: Intermediate, Sessions: 1, Class Fee: \$15, Tuesday, May 4; 1:00-5:00**



**Watch upcoming email blasts and in-store flyers for exciting new kids project classes.**

Blue classes are at Knapp's Corner

Red Classes are at Wyoming

Mon	Tue	Wed	Mar.	Thu	Fri	Sat
1 EmbroidaBlock	2 Starburst Quilt	3		4 Mid Winter Sampler Demo Day Foundation Piecing Fun	5 Wild Woman/ Original Pin Learn to Quilt 2	6 Beginning Landscape Quilting
8 Lakeshore Fiber Artists Bali Bag	9 Embroidery Club Learn to Quilt	10 Scrap Therapy Play Day		11 EmbroidaBlock	12 Kaffe Klub Learn to Quilt 2	13 Lutradur, Angelina and Paint Chit Chat Backsack Spring Fling Shop Hop
15 Long Weekend Bag Viking Emb. Club Spring Fling Shop Hop	16 Spring Fling Shop Hop Learn to Quilt	17 Spring Fling Shop Hop		18 Frayed Jacket Spring Fling Shop Hop	19 Starlight Quilt Learn to Quilt 2 Spring Fling Shop Hop	20 Spring Fling Shop Hop Harmonic Convergence
22 Long Weekend Bag Beginner's Electric Quilt 6 Bag Lady Club	23 Adult Intro to Sewing Photo to Fabric Landscape Learn to Quilt	24		25 Frayed Jacket	26 Starlight Quilt	27 Machine Quilting II Lutradur, Angelina and Paint
29 Piped Binding	30 Adult Intro to Sewing 2 Learn to Quilt	31	<p>Don't forget to sign up early for the Spring Fling Shop Hop March 13-21. Check out the Lakeshore Fiber Artists' Exhibit Artists at Play while you're in the store.</p>			

Mon	Tue	Wed	Apr.	Thu	Fri	Sat
<p>See you at the 3rd annual <u>Creatively You Fashion Show</u>, Friday, April 23, 6:00 p.m. Crossroads Banquet &amp; Conference Center</p>				1 Frayed Jacket	2	3 Serger Tote Bag Intro to Surface Design
5 Long Weekend Bag EmbroidaBlock	6 Adult Intro to Sewing	7		8 EmbroidaBlock Binding Basics	9 Kaffe Klub	10 Scrap Therapy Play Day Beg. Landscape Quilting
12 Long Weekend Bag Lakeshore Fiber Artists	13 Embroidery Club	14 Introduction to Sewing II Stabilizer Know How		15	16 Starlight Quilt	17
19 Viking Embroidery Club	20 T-shirt Quilt Downloading/ Converting Designs Serger Secrets I	21 Introduction to Sewing II Serger Top		22	23 Creatively You Fashion Show!	24 Serger Tote Bag
26 Bag Lady Club	27 T-shirt Quilt Embroidery Magic Serger Secrets II	28 Introduction to Sewing II		29	30 Starburst Quilt	

# Lakeshore Sewing

1011 Gezon Parkway SW  
Wyoming, MI 49509


**PRST. STD.**  
U.S. Postage  
**Paid**  
Grand Rapids, MI  
Permit #

Sew Much to Discover at:  
[www.lakeshore-sewing.com](http://www.lakeshore-sewing.com)

We sell the best in the  
business



## Look what's inside this issue



Page 5 or 13      Page 4      Page 6      Page 13      Page 12      Page 14      Page 5      Page 7

*Two convenient locations to serve you.*

We are always adding classes and events to our calendar so visit our website often and stop in for an in-store monthly flyer.



**Wyoming**  
1011 Gezon Parkway SW  
(616) 531-5561  
Hours:  
Mon-Thurs: 9:00 a.m.-8:00 p.m.  
Fri: 9:00 a.m.-6:00 p.m.  
Sat: 9:00 a.m.-4:00 p.m.



**Grand Rapids**  
Knapp's Corner  
1971 E Beltline NE  
(616) 365-8282  
Hours:  
Mon-Fri: 9:00 a.m.-6:00 p.m.  
Sat: 9:00 a.m.-4:00 p.m.

**Upcoming Events**  
**Wyoming Store:**  
*EmbroidaBlock Exhibit—Jan. 4-16*  
*Meet the Teachers Open House—Jan. 9*  
*Designing for Machine Quilting—Jan. 23*  
*Ann Loveless Trunk Show—Feb. 11*  
*Ann Loveless-Poppies Project—Feb. 12*  
*Mid-Winter Sampler Demo Day—Feb. 20*  
*Lakeshore Fiber Artists Exhibit—March 1-31*  
*Spring Fling Shop Hop—March 13-21*  
**Knapp's Corner Store:**  
*EmbroidaBlock Exhibit—Jan. 4-16*  
*Ann Loveless-Lake Michigan Project—Feb. 13*  
*Mid-Winter Sampler Demo Day—March 4*  
*Spring Fling Shop Hop—March 13-21*  
*Creatively You Fashion Show & Contest*  
*Friday, April 23, 6-8 p.m.*  
*Crossroads Banquet & Conference Center*